

SINGER

65W

PRICE LIST

OF

PARTS



MACHINES

OF

CLASS 65W

THE SINGER MANUFACTURING COMPANY

INDEX

	PAGE
ACCESSORIES.....	29, 31
BINDER.....	32
BOBBIN WINDER.....	29
FEED DOGS.....	32
GUIDE.....	32
HEMMERS.....	32
HEMMERS ON SHANK.....	33
IRON BASE.....	31
KNEE LIFTER PARTS.....	30
MACHINE No. 65 w 1.....	7
MACHINE No. 65 w 2.....	14
MACHINE No. 65 w 5.....	21
MACHINE No. 65 w 6.....	22
NUMERICAL LIST OF PARTS.....	37
PRESSER FEET.....	33, 34
THROAT PLATES.....	34
UNDER DRIVER.....	35

From the library of: Diamond Needle Corp

INSTRUCTIONS FOR ORDERING

In ordering from this list, use **ONLY** the **PART** number in the **FIRST** column.

The number stamped on a Sewing Machine Part is the number of the Single Part only, except when the part includes Set Screws, Clamping Screws, Studs and Rollers Spun on, Small Wires riveted, or Parts soldered together, etc., which it is necessary to furnish in combination.

Every combination of parts sent out has its specific number which, although not stamped on Parts (except in above cases) must be used when ordering the combination.

Each number always indicates the **SAME PART** in whatever list it appears, or for whatever Machine.

The letters after some of the numbers indicate the style of finish only, as follows:

- A. Hardened, Polished and Plated.
- B. Polished and Plated.
- C. Hardened only.
- D. Polished only.
- E. Soft, not polished.
- F. Hardened and Polished.
- H. Blued.

These letters **MUST BE USED** when they appear in the list and **AFTER** the number, as in the list.

In this series

200001 to 201500 are Screw Numbers.

201501 to 201800 are Nut Numbers.

201801 to 202000 are Roller Numbers.

202001 and upward are numbers of Machine Parts.

The figures in the second column refer only to the plate in which the illustration of the part is shown and are **NOT TO BE USED** in ordering.

Two or more numbers over a cut indicate that the difference between such parts is not visible in an illustration.

Parts marked with an asterisk (*) are furnished only when repairs are made at the factory.

LIST OF PARTS COMPLETE

FOR

MACHINE NO. 65w1

FRONT END TOWARD THE OPERATOR, THE BALANCE WHEEL AT RIGHT SIDE OF THE ARM, FEED FROM LEFT TO RIGHT, FOR SHIRTS, UNDERWEAR, ETC.

No.	Plate	Name	Each
*206871	—	Arm	\$ —
*206899	—	" 206871 and Bed 202740 with two 204235, three each 200010E and 202005	—
203087	10860	Arm Cap	50
200278H	10244	" " Screw	05
202248H	10244	" " " Washer	05
203089	10860	" " Spool Holder Base	20
203090	10860	" " " " " 203089 with 200079H and 204235	30
200585H	10850	" " " Holder Base Screw...	04
204296	10860	" " " " Wire	10
200079H	10850	" " " " " Hinge Screw	02
203088	—	Arm Cap and Spool Holder complete, Nos. 203087, 203090 and two 200585H	90
204235	10851	Arm Position Pin	02
200010E	10132	" Screw	06
202005	10132	" " Washer	01
202702	10863	" Shaft with 200367E and 203100.....	1 50
202243	10861	" " Bushing (back) with 202244	75
202244	—	" " " " Oil Packing (wick)	02
200338c	10244	" " " " Set Screw..	04
202245	10861	" " " (front) with 202036 and 202260	55
202260	—	" " " " Oil Packing (wick)	01
200502B	10246	" " " " " Packing Thumb Screw	25
202036	10851	" " " " Position Pin	01
200352c	10133	" " " " Set Screw..	03
202530	10860	" " Connection Belt	60
202252	10244	" " " " Pulley with 200327c, 200602E and two 202253	1 00

From the library of Diamond Needle Corp

No.	Plate	Name	Each
200602E	10244	Arm Shaft Connection Belt Pulley Position Screw	\$ 10
200327c	10244	" " " " Pulley Set Screw	04
202253	10244	" " " " Spring Flange	15
*206900	—	" " Bevel Gear, 26 teeth	—
202703	10296	" " " " 206900 with 200383c and 200396c	1 00
200396c	10850	" " " " Position Screw	03
200383c	10246	" " " " Set Screw	02
203100	—	" " Oil Packing (wick)	01
200367E	10850	" " " " Stop Screw (left hand thread)	03
202704	10296	" " Stop Collar with two 200383c	20
200383c	10246	" " " " Set Screw	02
202705	10864	Balance Wheel with 200328c and 200335c	85
202706	10862	" " Belt Guard with 200032e	40
202707	10862	" " " " Extension	15
200181D	10296	" " " " " Screw	03
200032E	10296	" " " " Pinch Screw	04
202711	—	Balance Wheel Belt Guard complete, Nos. 200181D, 202706 and 202707	60
200328c	10244	" Wheel Position Screw	04
200335c	10133	" " Set Screw	04
202709	10296	" " Shaft	35
202708	10861	" " " Bushing with two 202260	65
202260	—	" " " " Oil Packing (wick)	01
200363c	10133	" " " " Set Screw (2)	03
*206900	—	" " " Bevel Gear, 26 teeth	—
206901	10851	" " " " " 206900 with two 200383c	1 00
200383c	10246	" " " Bevel Gear Set Screw	02
*202710	—	Bed	—
202258	10862	" Hinge Connection (2)	08
200570E	10132	" " " Screw (4)	05
203358	10864	" Plate (back)	35
200577H	10132	" " " Screw	02
*202713	—	" Slide (front)	—
202849	10866	" " 202713 with 202714 and two 200139B	2 00
202036	10851	" " (front) Position Pin	01
202714	10296	" " " Spring	05
200139B	10132	" " " Screw	02

No.	Plate	Name	Each
202265	10856	Bobbin	\$ 0.08
*202848	—	" Case	—
202267	10856	" " Latch	10
202056	10856	" " " Pin	01
202269	10856	" " " Plunger	05
202270	10856	" " " Spring	01
202716	10296	" " Tension Spring	15
200984F	10850	" " " " Regulating Screw	04
200594F	10850	" " " " " Screw	02
202717	10296	Bobbin Case complete, Nos. 200594F, 200984F, 202056, 202267, 202269, 202270, 202716 and 202848	1 00
200459D	10850	Cloth Guide Thumb Screw	10
202718	10862	Face Plate	60
202135	10851	" " Position Pin	01
200462B	10132	" " Thumb Screw	10
202719	10863	Feed Bar	50
200641c	10246	" " Hinge Screw (driving)	25
201522E	10246	" " " " " Nut	03
202720	10851	" " Slide Block	15
202721	10857	" " " " Crank with 200050c	30
203128	—	" " " " " 202721 with 200253D, 201531E and 202720	55
200050c	10850	" " Slide Block Crank Pinch Screw	03
200253D	10850	" " " " Hinge Screw	08
201531E	10850	" " " " " " " Nut	03
202722	10853	" Dog	50
200106E	10132	" " Screw (2)	02
202297	10863	" Driving Connection with 200054E and 202277	75
202298	10132	" " " " Crank with 200038c	25
200038c	10132	" " " " Crank Pinch Screw	05
200545c	10132	" " " " Hinge Screw	12
201518E	10132	" " " " " " " Nut	04
202277	—	" " " " Oil Packing (wick)	01
200054E	10246	" " " " Pinch Screw	03
202300	10246	" " Eccentric Regulating Bracket	1 50
203134	—	" " " " Regulating Bracket 202300 with 202252, two each 200216E and 201525E	2 75
200216E	10132	Feed Driving Eccentric Regulating Bracket Hinge Screw	12

From the library of: Diamond Needle Corp

Parts for Machine No. 65 w 1

No.	Plate	Name	Each
201525E	10132	Feed Driving Eccentric Regulating Bracket Hinge Screw Nut	\$ 03
202301	10246	" " Eccentric Regulating Bracket Plunger	05
202595	10246	" " " Regulating Bracket Plunger Spring	02
200607C	10246	" " Eccentric Regulating Bracket Plunger Spring Stop Screw	05
200216E	10132	" Driving Eccentric Regulating Bracket Stop Screw	12
201525E	10132	" " Eccentric Regulating Bracket Stop Screw Nut	03
200429C	10246	" " Eccentric Regulating Screw	08
200383C	10246	" " " Regulating Screw Check Screw	02
202723	10864	" " Rock Shaft	40
206909	---	" " " " 202723 with 200641c, 201522E and 202719	1 20
202305C	10132	" " Rock Shaft Center (2)...	06
200043C	10246	" " " " " Set Screw (2)	04
202306	10863	" Lifting Connection with 200054E and 202277	75
*210645	---	" " " Crank	25
202724	10857	" " " " 210645 with 200050c and 200608c	30
200050C	10850	" " Connection Crank Pinch Screw	03
200608C	10850	" " " " Set Screw	05
202307	10246	" " " Eccentric with 200382c and 200437c	60
200437C	10246	" " Connection Eccentric Position Screw	06
200382C	10850	" " Connection Eccentric Set Screw	02
200545C	10132	" " " Hinge Screw	12
201518E	10132	" " " " Nut	04
202277	---	" " " Oil Packing (wick)	01
200054E	10246	" " " Pinch Screw	03
202725	10864	" " Rock Shaft (hollow) and Hook Shaft Bearing	1 25
202625	10857	" " " Shaft Stop Collar with two 200383c	20

Parts for Machine No. 65 w 1

No.	Plate	Name	Each
200383C	10246	Feed Lifting Rock Shaft Stop Collar Set Screw	\$ 02
202726	10863	" Regulating Spindle with 202583 and 202619	1 25
*202583	---	" " " Head	—
202619	10851	" " " " Position Pin, per 100	25
*206850	---	Hook (sewing) with 203101	—
206902	10858	" 206850 with 200145n, 200596c, 200614c, 202064, 202728, 206852 and 206853	1 75
206903	---	Hook and Bobbin Case complete, Nos. 202717 and 206902	2 75
206852	10856	" Gib	60
200614C	10850	" " Hinge Screw	02
200596C	10850	" " Screw	02
203101	---	" Oil Wick	01
*202728	---	" Shaft, 9½ in. long.	—
202323	10214	" " Connection Belt Pulley with 202324 and two 200378c	60
200378C	10850	" " Connection Belt Pulley Set Screw	02
202324	10244	" " " " Pulley Spring Flange	08
202260	---	" " Oil Packing (wick) (2)...	01
202064	10855	" " Pin	01
206853	10858	" Washer Needle Guard	20
200145n	10850	" " " " Screw	02
206874	10866	Knee Lifter Lifting Lever	25
200262n	10133	" " " " Hinge Screw	10
202729	10858	Needle Bar with 200141E	80
202327	10857	" " Bushing.	50
206890	---	" " " 202327 with 202729	1 30
200352c	10133	" " " Set Screw	03
202331	10133	" " Connecting Link	1 25
202731	10864	" " " " Oil Guard	10
200161b	10783	" " " " " " Screw	04
202333	10133	" " " " Stud with 202254	25
202254	---	" " " " Stud Oil Packing (wick)	01
200374c	10850	" " " Link Stud Set Screw	02
*206891	---	" " " Stud	—
202329	10133	" " " " 206891 with 200086c and 202330	35
202330	---	" " Connecting Stud Oil Packing (wick)	01

From the library of Elmhurst Needle Corp

No.	Plate	Name	Each
200086c	10133	Needle Bar Connecting Stud Pinch Screw	\$ 03
202328	10861	" " Crank with 200335c, 200428c and two 200374c	75
206919	—	" " " 202328 with 202333	1 00
203117	—	" " " 206919 with 202329, 202331 and 202398 to 202400	4 30
203172	10133	" " Crank Friction Washer	05
200428c	10133	" " " Position Screw	08
200335c	10133	" " " Set Screw	04
200141F	10133	" Set Screw	02
202335	10863	Presser Bar (hollow) with 200074F	80
202336	10867	" " Bushing	35
200352c	10133	" " " Set Screw	03
202339	10867	" " Lifter	25
200666c	10850	" " " Hinge Screw	05
206872	10861	" " Lifting Releasing Lever Bracket	1 15
202342	10867	" " " " Lever Bracket Spring (spiral)	02
202337	10867	" " Position Guide	30
202338	10867	" " " Lever with 200086c	30
200086c	10133	" " " " Lever Pinch Screw	03
200352c	10133	" " " " Set Screw	03
202343	10862	" " Spring	05
202346	10867	" " " Stop Rod	05
202656	10857	" " Thread Guide	20
200137H	10850	" " " Set Screw	02
200492B	10867	" " Thumb Screw (pressure regulating)	25
200363c	10133	" " " " Set Screw	03
202355	10856	" " " " " " Packing (brass)	01
203178	10852	" Foot	60
200074F	10867	" " Screw	03
202398	10858	Take-up Lever	1 20
202399	10857	" " Driving Stud with 202277	25
202277	—	" " " " Oil Packing (wick)	01
202400	10857	" " Hinge Stud with 202423	25
202423	—	" " " " Oil Packing (wick)	01
200383c	10246	" " " " Set Screw	02
206797	10863	" " Oiling Felt	02
200132E	10850	" " " " Screw	02
202736	10863	" " Oil Guard (on head)	20
200137H	10850	" " " " Screw	02

No.	Plate	Name	Each
202402	10856	Tension Disc (back)	\$ 05
202403	10856	" " (front)	10
206873	10856	" Release Lever	35
200273D	10850	" " " Hinge Screw	08
206875	10856	" " Plunger	05
202738	10856	" " Washer	15
202407	10856	" Spring	05
200625B	10850	" Stud with 204925	15
200081c	10850	" " Set Screw	02
204925	10856	" " Washer	01
201572B	10850	" Thumb Nut	04
202739	10856	Tension complete, Nos. 200625B, 201572B, 202402, 202403, 202407, 202410 and 202738	60
202410	10856	Thread Controller Spring	03
202740	10296	" " " Stop	10
200132E	10850	" " " " Screw	02
202413	10856	" Guide	05
202741	10851	" " "	05
200397H	10850	" " Set Screw	02
202091	10856	" Retainer Sleeve	05
202092	10856	" " Spring	01
204058B	10856	" " Stud	07
200368H	10850	" " " Set Screw	02
204059	10856	Thread Retainer complete, Nos. 202091, 202092 and 204058B	15
202742	10855	Throat Plate, 50 needle hole, for needle sizes 3 to 5, with 202534, 202619 and two 200583H	75
202534	10855	Throat Plate Bobbin Case Stop	25
202619	10851	" " " " " Position Pin, per 100	25
200583H	10850	" " " " Stop Screw	02
200577H	10132	" " Screw (2)	02

From the parts of Diamond Needle Corp

LIST OF PARTS COMPLETE FOR MACHINE NO. 65w2

FRONT END TOWARD THE OPERATOR, THE BALANCE
WHEEL AT RIGHT SIDE OF THE ARM, FEEDS
FROM LEFT TO RIGHT, HAS COMPOUND
PRESSER BAR, FOR COLLARS
AND CUFFS

No.	Plate	Name	Each
*206871	—	Arm	\$ —
*206899	—	" 206871 and Bed 202710 with two 204235, three each 200010E and 202005	—
203087	10860	Arm Cap	50
200278H	10244	" " Screw	05
202248H	10244	" " Washer	05
203089	10860	" " Spool Holder Base	20
203090	10860	" " " " " 203089 with 200079H and 204296	30
200585H	10850	" " " Holder Base Screw	04
204296	10860	" " " Wire	10
200079H	10850	" " " Hinge Screw	02
203088	—	Arm Cap and Spool Holder complete, Nos. 203087, 203090 and two 200585H	90
204235	10851	Arm Position Pin	02
200010E	10132	" Screw	06
202005	10132	" Washer	01
202702	10863	" Shaft with 200367E and 203100 ..	1 50
202243	10861	" " Bushing (back) with 202244	75
202244	—	" " " Oil Packing (wick)	02
200338C	10244	" " " Set Screw..	04
202245	10861	" " " (front) with 202036 and 202260	55
202260	—	" " " Oil Packing (wick)	01
200502B	10246	" " " Packing Thumb Screw	25
202036	10851	" " " Position Pin	01
200352C	10133	" " " Set S c r e w	03
202530	10860	" " Connection Belt	60
202252	10244	" " " Pulley with 200327C, 200602E and two 202253	1 00

No.	Plate	Name	Each
200602E	10244	Arm Shaft Connection Belt Pulley Posi- tion Screw \$	10
200327C	10244	" " " " Pulley Set Screw	04
202253	10244	" " " Belt Pulley Spring Flange	15
*206900	—	" " Bevel Gear, 26 teeth	—
202703	10296	" " " " 206900 with 200383C and 200396C	1 00
200396C	10850	" " " Gear Position Screw	03
200383C	10246	" " " " Set Screw	02
203100	—	" " Oil Packing (wick)	01
200367E	10850	" " " " Stop Screw (left hand thread)	03
202704	10296	" " Stop Collar with two 200383C	20
200383C	10246	" " " " Set Screw	02
202705	10864	Balance Wheel with 200328C and 200335C	85
202706	10862	" " Belt Guard with 200032E	40
202707	10862	" " " " Extension	15
200181D	10296	" " " " " "	Screw 03
200032E	10296	" " " " Pinch Screw	04
202711	—	Balance Wheel Belt Guard complete, Nos. 200181D, 202706 and 202707	60
200328C	10244	" Wheel Position Screw	04
200335C	10133	" " Set Screw	04
202709	10296	" " Shaft	35
202708	10861	" " " Bushing with two 202260	65
202260	—	" " " Bushing Oil Pack- ing (wick)	01
200363C	10133	" " " " Set Screw (2)	03
*206900	—	" " " Bevel Gear, 26 teeth	—
206901	10851	" " " " " 206900 with two 200383C	1 00
200383C	10246	" " " Bevel Gear Set Screw	02
*202710	—	Bed	—
202258	10862	" Hinge Connection (2)	08
200570E	10132	" " " Screw (4)	05
203358	10864	" Plate (back)	35
200577H	10132	" " " Screw	02
*202713	—	" Slide (front)	—
202849	10866	" " 202713 with 202714 and two 200139B	2 00
202036	10851	" " (front) Position Pin	01
202714	10296	" " " Spring	05

From the library of: Diamond Needle Corp

No.	Plate	Name	Each
202725	10864	Feed Lifting Rock Shaft (hollow) and Hook Shaft Bearing	\$1 25
202625	10857	" " " Shaft Stop Collar with two 200383c	20
200383c	10246	" " " Shaft Stop Collar Set Screw	02
202726	10863	" Regulating Spindle with 202583 and 202619	1 25
*202583	—	" " " Head	—
202619	10851	" " " " Position Pin, per 100	25
*206850	—	Hook (sewing) with 203101	—
206902	10858	" 206850 with 200145H, 200596c, 200614c, 202064, 202728, 206852 and 206853	1 75
206903	—	Hook and Bobbin Case complete, Nos. 202717 and 206902	2 75
206852	10856	" GIB	60
200614c	10850	" " Hinge Screw	02
200596c	10850	" " Screw	02
203101	—	" Oil Wick	01
*202728	—	" Shaft, 9½ in. long.	—
202323	10244	" " Connection Belt Pulley with 202324 and two 200378c	60
200378c	10850	" " Connection Belt Pulley Set Screw	02
202324	10244	" " " " Pulley Spring Flange	08
202260	—	" " Oil Packing (wick) (2)	01
202064	10855	" " Pin	01
206853	10858	" Washer Needle Guard	20
200145H	10850	" " " " Screw	02
206874	10866	Knee Lifter Lifting Lever	25
200262H	10133	" " " " Hinge Screw	10
202729	10858	Needle Bar with 200141r	80
202327	10857	" " Bushing	50
206890	—	" " " 202327 with 202729	1 30
200352c	10133	" " " Set Screw	03
202331	10133	" " Connecting Link	1 25
202731	10864	" " " " Oil Guard	10
200161D	10783	" " " " " " Screw	04
202333	10133	" " " " Stud with 202254	25
202254	—	" " " " Stud Oil Packing (wick)	01
200374c	10850	" " " " Link Stud Set Screw	02

No.	Plate	Name	Each
*206891	—	Needle Bar Connecting Stud	\$ —
202329	10133	" " " " 206891 with 200086c and 202330	35
202330	—	" " " Stud Oil Packing (wick)	01
200086c	10133	" " " " Pinch Screw	03
202328	10861	" " Crank with 200335c, 200428c and two 200374c	75
206919	—	" " " 202328 with 202333	1 00
203117	—	" " " 206919 with 202329, 202331 and 202398 to 202400	4 30
203172	10133	" " Crank Friction Washer	05
200428c	10133	" " " Position Screw	08
200335c	10133	" " " Set Screw	04
200141r	10133	" Set Screw	02
202506	10863	Presser Bar (hollow)	80
202509	10857	" " Auxillary Bar with 200543H	75
202510	10857	" " " " Collar with 200141r	06
200141r	10133	" " " " " Set Screw	02
200543H	10850	" " " " Foot Screw	05
202512	10851	" " " " Pin	01
202513	10857	" " " " Spring	02
*206904	—	" " Bracket	—
206905	10857	" " " 206904 with 200364c, 201529H and 202780	1 00
206906	10858	" " " 206905 with 202509, 202510, 202512 and 202513	1 85
200364c	10850	" " Bracket Set Screw	03
201529H	10850	" " " " " Nut	04
202336	10867	" " Bushing	35
200352c	10133	" " " Set Screw	03
202339	10867	" " Lifter	25
200666c	10850	" " " Hinge Screw	05
206872	10861	" " Lifting Releasing Lever Bracket	1 15
202342	10867	" " " " Lever Bracket Spring (spiral)	02
202337	10867	" " Position Guide	30
202338	10867	" " " " Lever with 200086c	30
200086c	10133	" " " " Lever Pinch Screw	03
200352c	10133	" " " " Set Screw	03
202343	10862	" " Spring	05
202346	10867	" " " Stop Rod	05

From the Library of: Dan Roddey Cole

No.	Plate	Name	Each
215610	---	Presser Bar Stop Collar	\$ 10
225832	10857	" " " " 215610 with 200113F	15
200113F	---	" " " " Set Screw	03
202780	10857	" " Thread Guide	20
200492B	10867	" " Thumb Screw (pressure regulating)	25
200363c	10133	" " " " Set Screw	03
202355	10856	" " " " " "	
		Packing (brass)	01
202768	10302	" Foot	40
202398	10858	Take up Lever	1 20
202399	10857	" " Driving Stud with 202277	25
202277	---	" " " " Oil Packing (wick)	01
202400	10857	" " Hinge Stud with 202423	25
202423	---	" " " " Oil Packing (wick)	01
200383c	10246	" " " " Set Screw	02
206797	10863	" " Oiling Felt	02
200132E	10850	" " " " Screw	02
202736	10863	" " Oil Guard (on head)	26
200137H	10850	" " " " Screw	02
202402	10856	Tension Disc (back)	05
202403	10856	" " (front)	10
206873	10856	" Release Lever	35
200273D	10850	" " " Hinge Screw	08
206875	10856	" " Plunger	05
202738	10856	" " Washer	15
202407	10856	" Spring	05
200625B	10850	" Stud with 204925	15
200081c	10850	" " Set Screw	02
204925	10856	" " Washer	01
201572B	10850	" Thumb Nut	04
202739	10856	Tension complete, Nos. 200625B, 201572B, 202402, 202403, 202407, 202410 and 202738	60
202410	10856	Thread Controller Spring	03
202740	10296	" " " Stop	10
200132E	10850	" " " " Screw	02
202413	10856	" Guide	05
202741	10851	" "	05
200397H	10850	" " Set Screw	02
202091	10856	" Retainer Sleeve	05
202092	10856	" " Spring	01
204058B	10856	" " Stud	07
200368H	10850	" " " Set Screw	02

No.	Plate	Name	Each
204059	10856	Thread Retainer complete, Nos. 202091, 202095 and 204058B	\$ 15
202746	10855	Throat Plate, 50 needle hole, for needle sizes 3 to 5, with 202534, 202619 and two 200583H	75
202534	10855	Throat Plate Bobbin Case Stop	25
202619	10854	" " " " " Position Pin, per 100	25
200583H	10850	" " " " Stop Screw	02
200577H	10132	" " Screw (2)	02

MACHINE NO. 65w5

FOR COLLARS AND CUFFS

(Troy Style)

This Machine is the same as No. 65 w 2 with the following exceptions:

No.	Plate	Name	Each
206781	---	Compound Presser Bar 206907 with 206782, in place of 206908	\$3 20
206981	10858	Hook 206850 with 200145H, 200596 200611c, 202064, 202728, 206796 and 206978, in place of 206902	1 75
206982	---	Hook and Bobbin Case complete, Nos. 202717 and 206981, in place of 206903	2 75
206978	10856	Hook Gib, in place of 206852	60
206796	---	" Washer Needle Guard, in place of 206853	20
202745	10857	Needle Bar with 200144c, in place of 202729	80
206912	---	Needle Bar Bushing 202327 with 202745, in place of 206890	1 30
206782	10510	Presser Foot, in place of 202768	40

LIST OF PARTS COMPLETE

FOR

MACHINE NO. 65 w 6

FRONT END TOWARD THE OPERATOR, DRIVING WHEEL
AT END OF ARM SHAFT, HAND WHEEL ON SIDE
OF ARM, FEEDS FROM LEFT TO RIGHT,
FOR SHIRTS, UNDERWEAR, ETC.

No.	Plate	Name	Each
*206871	—	Arm	\$ —
*206899	—	" 206871 and Bed 202710 with two 204235, three each 200010E and 202005	—
203087	10860	Arm Cap	50
200278H	10244	" " Screw	05
202248H	10244	" " Washer	05
203089	10860	" " Spool Holder Base	20
203090	10860	" " " " " 203089 with 200079H and 204296	30
200585H	10850	" " " Holder Base Screw	04
204296	10860	" " " Wire	10
200079H	10850	" " " Hinge Screw	02
203088	—	Arm Cap and Spool Holder complete, Nos. 203087, 203090 and two 200585H	90
204235	10851	Arm Position Pin	02
200010E	10132	" Screw	06
202005	10132	" " Washer	01
202981	10860	" Shaft with 200367E and 203100....	1 50
202243	10861	" " Bushing (back) with 202244	75
202244	—	" " " Oil Packing (wick)	02
200338C	10244	" " " Set Screw..	04
202245	10861	" " " (front) with 202036 and 202260	55
202260	—	" " " Oil Packing (wick)	01
200502B	10246	" " " " Packing Thumb Screw	25
202036	10851	" " " Position Pin	01
200352C	10133	" " " Set Screw	03
202530	10860	" " Connection Belt	60
202252	10244	" " " Pulley with 200327C, 200602E and two 202253	1 00
200602E	10244	" Shaft Connection Belt Pulley Posi- tion Screw	10

No.	Plate	Name	Each
200327C	10244	Arm Shaft Connection Belt Pulley Set Screw	\$ 04
202253	10244	" " " Belt Pulley Spring Flange	15
202971	10861	" " Driving Pulley with 200328C and 200335C	40
200328C	10244	" " " " Position Screw	04
200335C	10133	" " " " Set Screw..	04
*206900	—	" " Bevel Gear, 26 teeth	—
202703	10296	" " " " 206900 with 200383C and 200396C	1 00
200396C	10850	" " " Gear Position Screw	03
200383C	10246	" " " " Set Screw ..	02
203100	—	" " Oil Packing (wick)	01
200367E	10850	" " " " Stop Screw (left hand thread)	03
*202710	—	Bed	—
202258	10862	" Hinge Connection (2)	08
200570E	10132	" " " Screw (4)	05
203358	10864	" Plate (back)	35
200577H	10132	" " " Screw	02
*202713	—	" Slide (front)	—
202849	10866	" " 202713 with 202714 and two 200139B	2 00
202036	10851	" " (front) Position Pin	01
202714	10296	" " " Spring	05
200139B	10132	" " " Screw	02
202265	10856	Bobbin	05
*202848	—	" Case	—
202267	10856	" " Latch	10
202056	10856	" " " Pin	01
202269	10856	" " " Plunger	05
202270	10856	" " " Spring	01
202716	10296	" " " Tension Spring	15
200984F	10850	" " " " Regulating Screw	04
200594F	10850	" " " " Screw	02
202717	10296	Robbin Case complete, Nos. 200594F, 200984F, 202056, 202267, 202269, 202270, 202716 and 202848	1 00
200459D	10850	Cloth Guide Thumb Screw	10
202718	10862	Face Plate	60
202135	10851	" " Position Pin	01
200462R	10132	" " Thumb Screw	10
202719	10863	Feed Bar	50
200641C	10246	" " Hinge Screw (driving)	25
201522E	10246	" " " " Nut	03

From the library of Diamond Needs Corp

05

No.	Plate	Name	Each
202720	10851	Feed Bar Slide Block	\$ 15
202721	10857	" " " " Crank with 200050c	30
203128	---	" " " " " 202721 with 200253b, 201531e and 202720	55
200050c	10850	" " Slide Block Crank Pinch Screw	03
200253b	10850	" " " " Hinge Screw	08
201531e	10850	" " " " " Nut	03
202722	10853	" Dog	50
200106e	10132	" " Screw (2)	02
202297	10863	" Driving Connection with 200051e and 202277	75
202298	10132	" " " Crank with 200038e	25
200038e	10132	" " " " Pinch Screw	05
200515e	10132	" " " Hinge Screw	12
201518e	10132	" " " " "	04
202277	---	" " " Oil Packing (wick)	01
200054e	10246	" " " Pinch Screw	03
202300	10246	" " Eccentric Regulating Bracket	1 50
203134	---	" " " Regulating Bracket 202300 with 202252, two each 200216e and 201525e	2 75
200216e	10132	Feed Driving Eccentric Regulating Bracket Hinge Screw	12
201525e	10132	" " Eccentric Regulating Bracket Hinge Screw Nut	03
202301	10246	" " Eccentric Regulating Bracket Plunger	05
202595	10246	" " " Regulating Bracket Plunger Spring	02
200607c	10246	" " Eccentric Regulating Bracket Plunger Spring Stop Screw	05
200216e	10132	" Driving Eccentric Regulating Bracket Stop Screw	12
201525e	10132	" " Eccentric Regulating Bracket Stop Screw Nut	03
200429c	10246	" " Eccentric Regulating Screw	08
200383c	10246	" " " Regulating Screw Cheek Screw	02
202723	10864	" " Rock Shaft	40
206909	---	" " " " 202723 with 200641c, 201522e and 202719	1 20
202305c	10132	" " Rock Shaft Center (2)...	06

No.	Plate	Name	Each
200043c	10216	Feed Driving Rock Shaft Center Set Screw (2)	\$ 04
202306	10863	" Lifting Connection with 200051e and 202277	75
*210615	---	" " " Crank	25
202724	10857	" " " " 210615 with 200050c and 200608c	30
200050c	10850	" " Connection Crank Pinch Screw	03
200608c	10850	" " " " Set Screw	05
202307	10216	" " " Eccentric with 200382c and 200437c	60
200437c	10216	" " Connection Eccentric Position Screw	06
200382c	10850	" " Connection Eccentric Set Screw	02
200515e	10132	" " " Hinge Screw	12
201518e	10132	" " " " "	04
202277	---	" " " Oil Packing (wick)	01
200054e	10246	" " " Pinch Screw	03
202725	10864	" " Rock Shaft (hollow) and Hook Shaft Bearing	1 25
202625	10857	" " " Shaft Stop Collar with two 200383c	20
200383c	10246	" " " Shaft Stop Collar Set Screw	02
202759	10863	" Regulating Spindle with 202583 and 202619	1 25
*202583	---	" " " Head	---
202619	10851	" " " " Position Pin, per 100	25
202972	10864	Hand Wheel with two 200347c	50
200347c	12321	" " Set Screw	03
202709	10296	" " Shaft	35
202708	10861	" " " Bushing with two 202260	65
202260	---	" " " " Oil Packing (wick)	01
200363c	10133	" " " " Set Screw(2)	03
*206900	---	" " " Bevel Gear, 26 teeth	---
206901	10851	" " " " 206900 with two 200383c	1 00
200383c	10246	" " " Bevel Gear Set Screw	02
*206850	---	Hook (sewing) with 203101	---

 Family of Parts: www.machinery.com

No.	Plate	Name	Each
202479	10115	Bobbin Winder complete, Nos. 200056E, 200161D, 200221E, 201537H, 202470 to 202475, 202477, 202478, three 200299H and two round head wood screws, 1½ in., No. 14	\$1 35
202480	10115	Bobbin Winder Spool Holder Base with 200355H and 202484	15
202481	10115	" " Spool Holder Base Spool Pin	05
202482	10783	" " " " Tension Disc (lower or upper)	02
200011E	10783	" " Spool Holder Tension Disc Screw	05
200355H	10783	" " " " Tension Disc Screw Set Screw	03
202483	10783	" " Spool Holder Tension Disc Spring (brass)	01
202484	10783	" " Spool Holder Tension Disc Thread Guide	01
202485	10115	Bobbin Winder Spool Holder complete, Nos. 200011E, 202480, 202481, 202483, two 202482 and one wood screw, 1 in., No. 13H	35
202264	—	Bobbin Winder and Spool Holder complete, Nos. 202479 and 202485	1 65

KNEE LIFTER PARTS

No.	Plate	Name	Each
202782	10866	Knee Lifter Rock Lever with 200522c	\$ 35
202984	—	" " " " 202782 with two each 202451 and 202452	50
227329	10866	" " " Lever 202984 with 202783 and 202985	90
202783	10866	" " " Lever Chain with 202784 and 202785	12
202784	10866	" " " " " Hook	02
202785	10866	" " " " " Staple	02
202453	10866	" " " " " Knee Plate with 200526c	17
202985	—	" " " " " Plate 202453 with 202455	25
202455	10866	" " " " " Plate Arm (short)	10
200522c	10850	" " " " " Plate Arm Set Screw	06
200526c	12321	" " " " " Plate Set Screw	05

No.	Plate	Name	Each
202451	10866	Knee Lifter Rock Lever Lug with two wood Screws, ¾ in., No. 13H	\$ 05
202452	10858	" " Rock Lever Lug Hinge Pin	02

(For Knee Lifter Parts on Machines see Pages 11, 18 and 26.)

IRON BASE

No.	Plate	Name	Each
225598	—	Bed Frame with three wood screws, 1¼ in., No. 15	\$1 25
225595	10862	" " Cushion (felt)	02
225611	10863	" " " (leather)	01
200162D	10850	" " " Screw	04
202259	10862	" " Hinge Plate	08
227492	—	" " " " 202259 with two each 200558 and 201522	30
226002	10862	" " Hinge Plate Cushion (felt)	02
200558	10850	" " " " Screw	07
201522E	10246	" " " " " Nut	03
225599	10866	Bed Frame complete, Nos. 225598, two each 225595, 225611, 226002, 227492 and four 200162D	2 00

ACCESSORIES

FOR MACHINE NO. 65 w 2

These Accessories are the same as No. 65 w 1 with the following exceptions:

No.	Plate	Name	Each
226976	10861	Guide (combination), in place of 225761	\$ 25
225736	10861	" with 226236	15
225737	10861	" Bracket with 200855E	40
225735	10861	" " Base	40
200158B	10850	" " " Hinge Screw	04
201526E	10850	" " " " " Nut	03
226071	10851	" " " " " " Washer	05
200855E	10850	" " Screw Stud	02
201563B	10850	" " " " Thumb Nut	10
225734	10851	" " " " Washer	01
226236	10851	" Pin	01
225739	10861	Guide and Swing Bracket complete, Nos. 200158B, 201526E, 201563B, 225734 to 225737 and 226071	1 20
202767	10302	Presser Foot, in place of 202762	40
202511	10858	" " Screw Wrench	06
61 N 1	—	Needles, three each, sizes 2 and 3, in place of three each, sizes 3 and 4, per doz.	20

ACCESSORIES

FOR MACHINE NO. 65 w 5

These Accessories are the same as No. 65 w 2 with the following exception:

No.	Plate	Name	Each
206783	10510	Presser Foot, in place of 202767.....	\$ 40

BINDER

No.	Plate	Name	Each
206990	10859	Binder on Shank, folds strip for binding, made for strip $\frac{3}{8}$, $\frac{7}{8}$ and 1 in., as ordered	\$1 75

FEED DOGS

No.	Plate	Name	Each
203082	10855	Feed Dog, for 203064	\$ 50
203139	10853	" " " 203158	50
203145	10853	" " " 203116	50
203069	10855	" " " 202986	50
203070	10855	" " " 203055	50
206983	10853	" " " 206984	50

GUIDE

No.	Plate	Name	Each
226976	10861	Guide (combination)	\$ 25

HEMMERS

No.	Plate	Name	Each
225569	10854	Hemmer, for $\frac{1}{4}$ in. hem	\$ 45
225819	10854	" " $\frac{1}{4}$ in. hem	35
225820	10854	" " $\frac{3}{8}$ in. hem, for thin work ..	35
225821	10854	" " $\frac{3}{8}$ in. hem, for thick work ..	35
225822	10854	" " $\frac{1}{2}$ in. hem	35
225823	10854	" " $\frac{3}{4}$ in. hem	35
225824	10854	" " $\frac{1}{2}$ in. hem	35
225826	10854	" " $\frac{3}{8}$ in. hem	35

Note: Use Throat Plate 202742, Feed Dog 202722 and Presser Foot Cleft Holder 202762 with the above Hemmers.

HEMMERS ON SHANK

No.	Plate	Name	Each
206989	10859	Hemmer on Shank, for hems $\frac{1}{8}$, $\frac{3}{8}$ and $\frac{3}{4}$ in.	\$2 40
202090	10856	Presser Foot Hinge Pin	01
206986	-----	" " Plate	65
202924	-----	" " Shank	60
206987	10851	Presser Foot (hinged) complete, Nos. 202090, 202924 and 206986, for 206989	1 25
206991	10859	Hemmer on Shank, for hems from $\frac{1}{8}$ in. to $\frac{1}{2}$ in., as ordered	1 75

PRESSER FEET

FOR MACHINES NOS. 65 w 1 AND 65 w 6

No.	Plate	Name	Each
203040	10851	Presser Foot	60
202090	10856	" " Hinge Pin	01
203026	-----	" " Plate	65
202924	-----	" " Shank	60
203996	10852	Presser Foot complete, Nos. 202090, 202924 and 203026	1 25
206799	10852	Presser Foot	50
207000	10852	" "	60
229850	10852	" " for collar and cuff work, stitching margins $\frac{1}{8}$, $\frac{1}{4}$, $\frac{3}{8}$, $\frac{1}{2}$, $\frac{5}{8}$, and $\frac{3}{4}$ in.	75
206999	10852	Presser Foot	60
202108	10851	" " Hinge Pin	01
203004	-----	" " Plate	65
203324	-----	" " Shank	60
206997	10852	Presser Foot complete, Nos. 202108, 203004 and 203324	1 25
203894	10852	" "	40
206995	10851	" " for stitching margins $\frac{1}{8}$, $\frac{1}{4}$, $\frac{3}{8}$ and $\frac{1}{2}$ in., with 200175u and 229067, for close edge stitching	80
229067	10851	Presser Foot Spring Guide	40
200175H	10850	" " " " Screw	02
206988	10853	" " for close edge stitching ..	50
204037	10854	" " (glass) for 202762	10
206998	10852	" " Holder with 200543u, for 202335	80
200543H	10850	" " " " Screw	05

From the library of: Diamond Needle Corp

PRESSER FEET

FOR MACHINE NO. 65 w 2

No.	Plate	Name	Each
202769	10302	Presser Foot	\$ 60
202771	10302	" " for 202835	40
202835	—	" " 202771 with 202772 to 202776	1 45
202772	10302	" " Yielding Extension, for 202835	25
202773	10302	" " " " for 202835	20
202774	10302	" " " " for 202835	20
202775	10302	" " " " for 202835	20
202776	10302	" " " " for 202835	20

PRESSER FOOT

FOR MACHINE NO. 65 w 5

No.	Plate	Name	Each
202770	10302	Presser Foot	\$ 40

THROAT PLATES

No.	Plate	Name	Each
203064	10855	Throat Plate, 50 needle hole, for needle sizes 3 to 5, with 202534, 202619 and two 200583H, for 203082	\$ 75
203158	10853	Throat Plate, 50 needle hole, for needle sizes 3 to 5, with 202534, 202619 and two 200583H, for 203139	75
203146	10853	Throat Plate, 50 needle hole, for needle sizes 3 to 5, with 202534, 202619 and two 200583H, for 203145	75
202986	10855	Throat Plate, 50 needle hole, for needle sizes 3 to 5, with 202534, 202619 and two 200583H, for 203069	75
203055	10855	Throat Plate, 50 needle hole, for needle sizes 3 to 5, with 202534, 202619 and two 200583H, for 203070	75
206984	10853	Throat Plate, 50 needle hole, for needle sizes 3 to 5, with 202534 and two 200583H, for 206983	75

UNDER DRIVER

BALL BEARING, RIGHT HAND, SELF-OILING IDLER
PULLEY, FLAT DRIVING BELT, ONE SPEED

No.	Plate	Name	Each
204866	10865	Cone Pulley (flat 1½ in. face), one speed, 4½ in. diam., with 227553	\$1 00
25362	12321	" " Ball, size ⅜ in.	02
204100	12321	" " " Bearing Cup	12
204101	12321	" " " Cap	02
204102	12321	" " " Retainer Spring..	05
227553	12322	Cone Pulley Ball Cup complete, Nos. 204100 to 204102 and thirteen 25362	45
202459	10865	Driving Pulley, 7¼ in. diam., with 202460 and 204105	75
202460	10865	" " Friction Ring (leather)..	05
204105	12321	" " " " Stop Pin...	01
227742	—	" " Shaft (hollow) with 204109, 204110, 204112 and two 204111	55
204106	10865	" Pulley Shaft 227742 with 204107, 204108 and eleven 25303	1 00
25303	12321	" " Shaft Ball, size ¼ in.	03
204107	12321	" " " " Cup	10
204108	12321	" " " " Cap	02
204109	—	" " Oil Plug	01
204110	—	" " Oiling Leather	02
204111	—	" " " " Pin (leather)	01
204112	12322	" " " " Wick	01
200524c	12321	" " " Set Screw	06
204113	12321	" " " Thimble	10
227013	10865	Frame with 200714E, 228074 and two 200524c	1 35
200714E	10850	" Bench Screw	05
228074	10851	" " " Washer (cupped)..	08
227014	10865	" Dress Guard with 200524c	20
200524c	12321	" " " Set Screw	06
227015	10865	Idler Pulley	50
227016	10865	" " Shaft	1 00
227017	10865	" " " Oiling Cup with 200383c	15
200383c	10246	" " " " Set Screw	02
227021	10865	" " " " Wick	05
200524c	12321	" " " Set Screw	06
202463	10865	Lever (compression) with 204117, two each 200524c and 202845	45
202465	10865	" Brake with 200524c, 204122 and two 200363c	35

From the library of: Diamond Needle Corp

Under Driver

No.	Plate	Name	Each
204122	12322	Lever Brake Leather	\$ 05
200363c	10133	" " " Set Screw	03
200524c	12321	" " Set Screw	06
204123	12322	" " Spring	05
204117	12321	" Compression Plate	10
*202845	12321	" " " Rivet	01
202464	10865	" " Shaft with 202302	20
202302	12321	" " " Cotter Pin	01
200524c	12321	" " " Set Screw	06
227003	10865	Shaft Pulley (sectional, flat 1½ in. face, 10 in. diam., 1 1/8 in. bore, with two 200008c	80
200008c	12321	Shaft Pulley Clamping Screw	07
202466	10865	Treadle (right) with 200526c	45
227351	10865	" 202466 with 202467	60
202467	10865	" Adjustable Connecting Rod	15
200526c	12321	" " " " Set Screw	05
204125	10865	" Pitman Rod (lower) with 202302	05
202302	12321	" " " " Cotter Pin	01
202468	10865	" " " (upper)	05
204126	12321	" " " Clamp with two 200530c	20
200530c	12321	" " " " Set Screw	05
202469	10865	Treadle Pitman complete, Nos. 202468, 204125 and 204126	30
204127	10865	" Stand (left) with two wood Screws, 1 in., No. 13	08
204128	10865	" " (right) with two wood screws, 1 in., No. 13	08
202495	—	Treadle and Stand complete, Nos. 204127, 204128 and 227351	75
202496	—	Treadle and Pitman complete, Nos. 202469 and 202495	90
204868	—	Transmitter complete, Nos. 202459, 202463 to 202465, 204106, 204113, 204123, 204866, 227013 to 227017, 227021 and three wood screws, 1 1/4 in., No. 15	1 50
204869	—	Under Driver (ball bearing) lever pres- sure, flat, 1 1/2 in. face, right hand, one speed, complete, Nos. 202496, 204868 and 227003	6 00

PLATE 10115—ONE-HALF SIZE
CHANGED TO PLATE 10941 - DEC. 6th 1910




PLATE 10132—FULL SIZE
CHANGED TO PLATE 10942 - DEC. 6th 1910

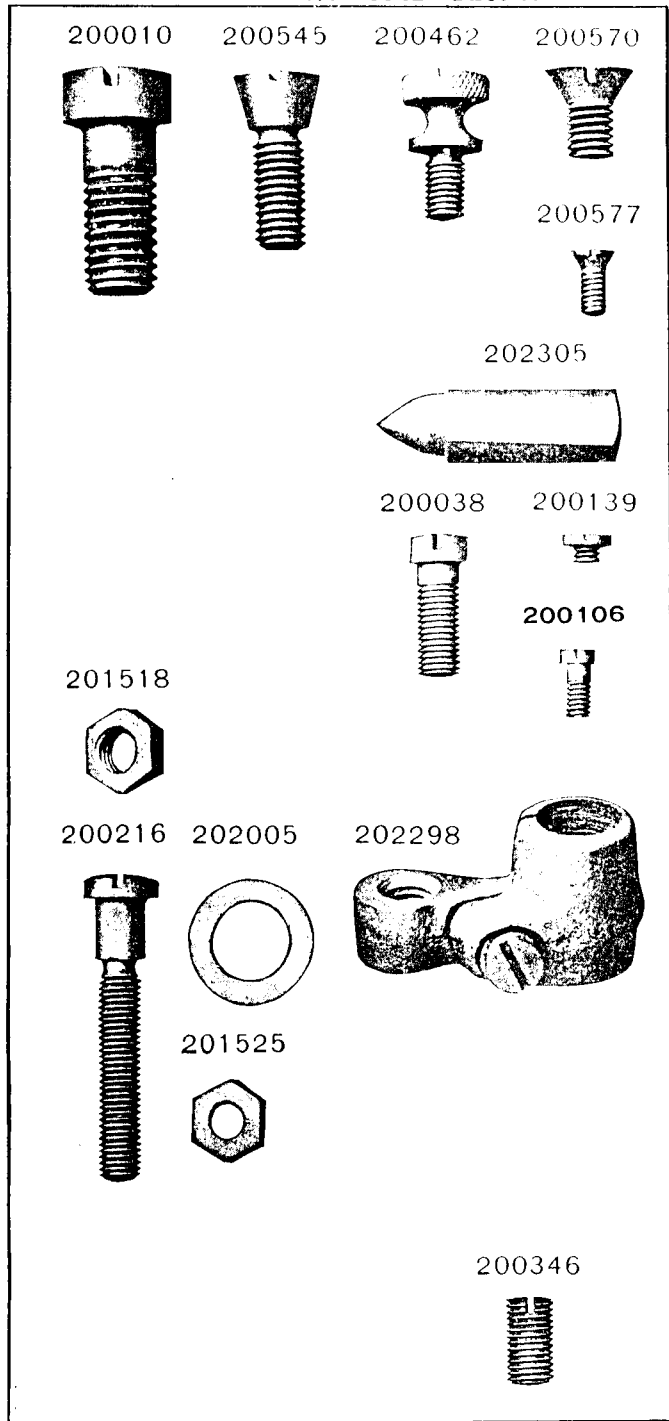
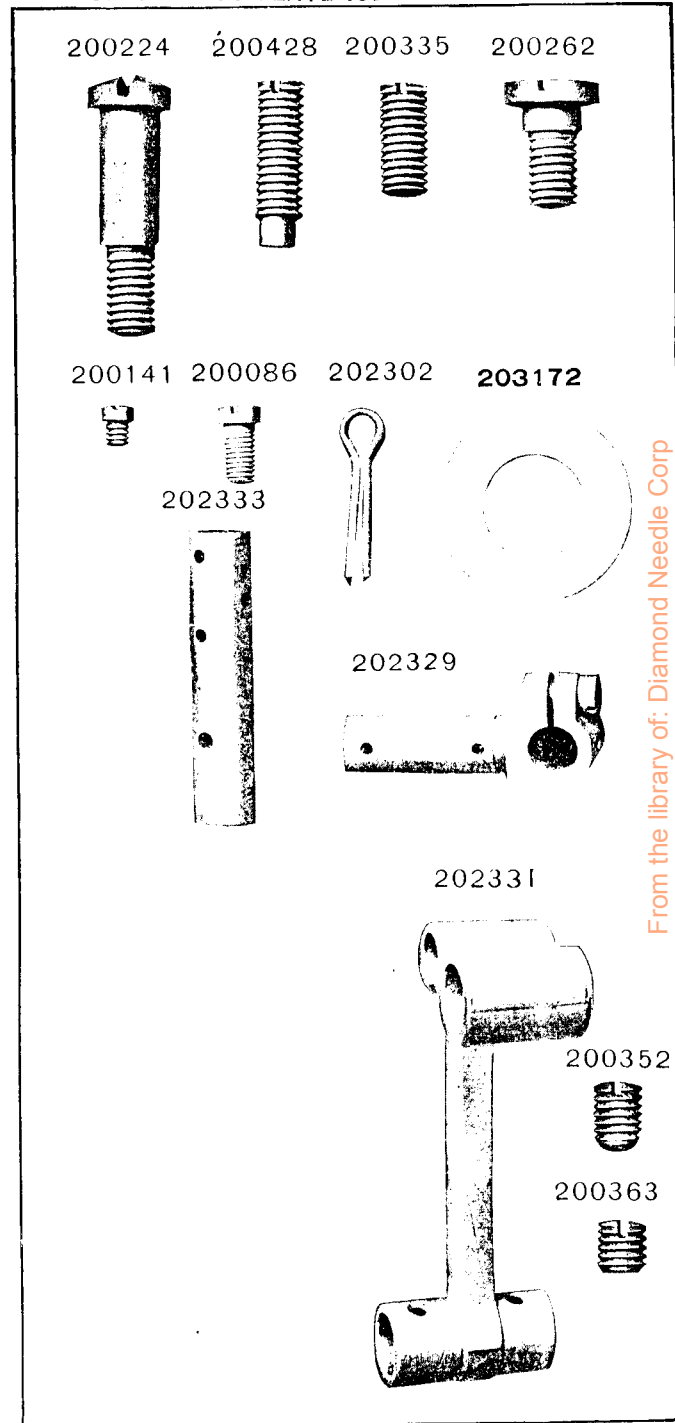


PLATE 10133—FULL SIZE
CHANGED TO PLATE 10943 - DEC. 6th 1910



From the library of: Diamond Needle Corp

PLATE 10244-FULL SIZE

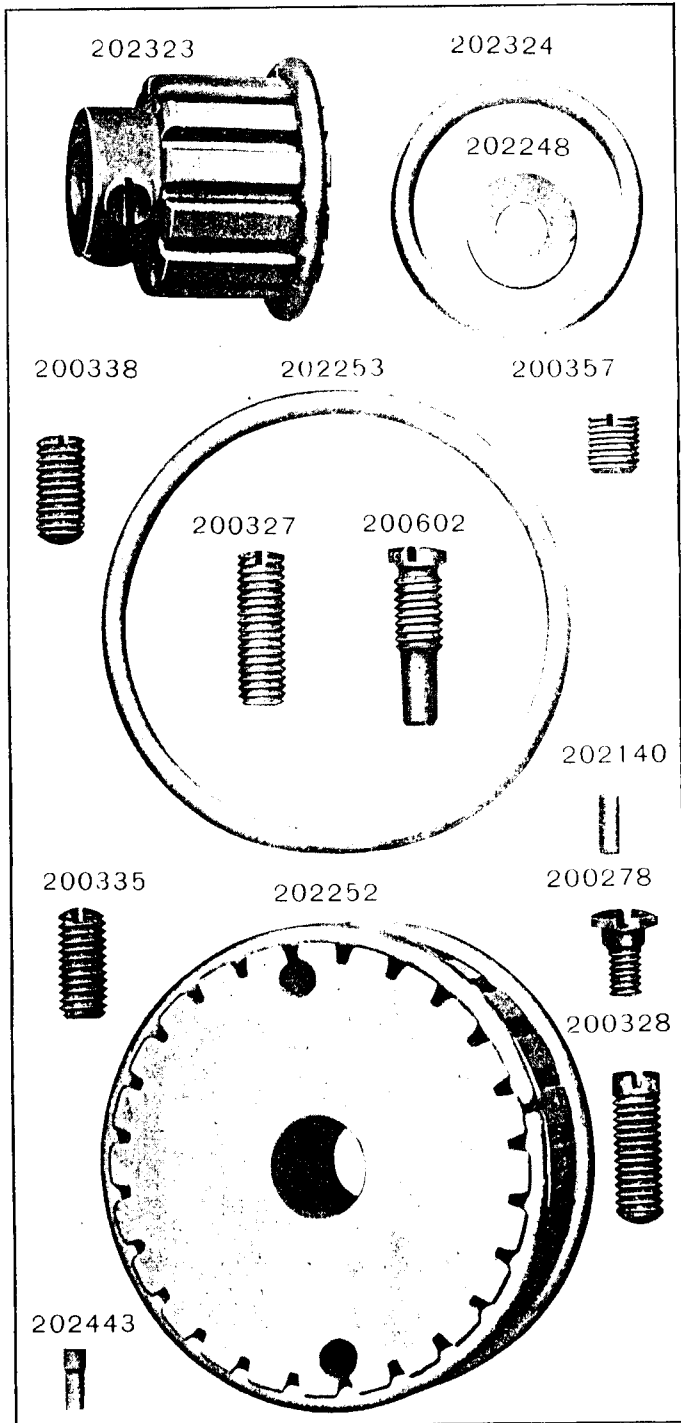


PLATE 10246-FULL SIZE

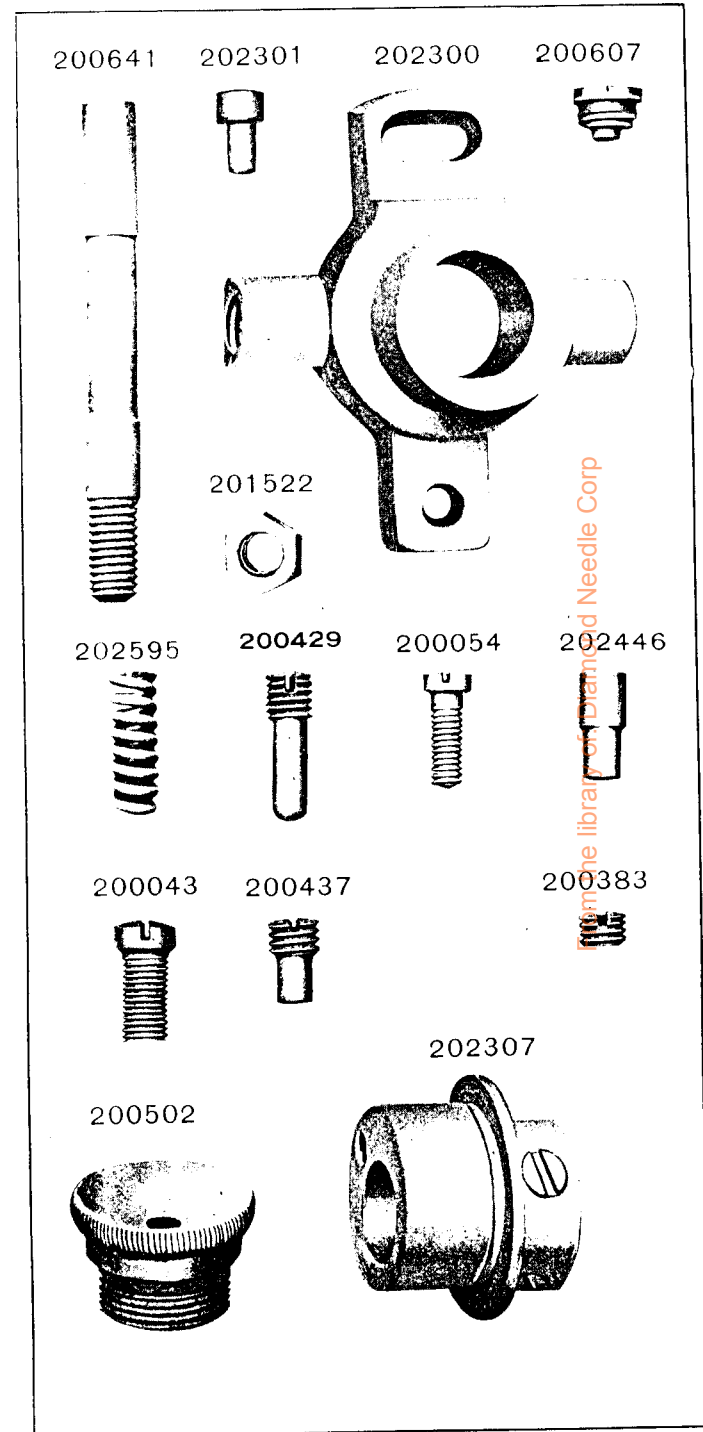


PLATE 10296-FULL SIZE

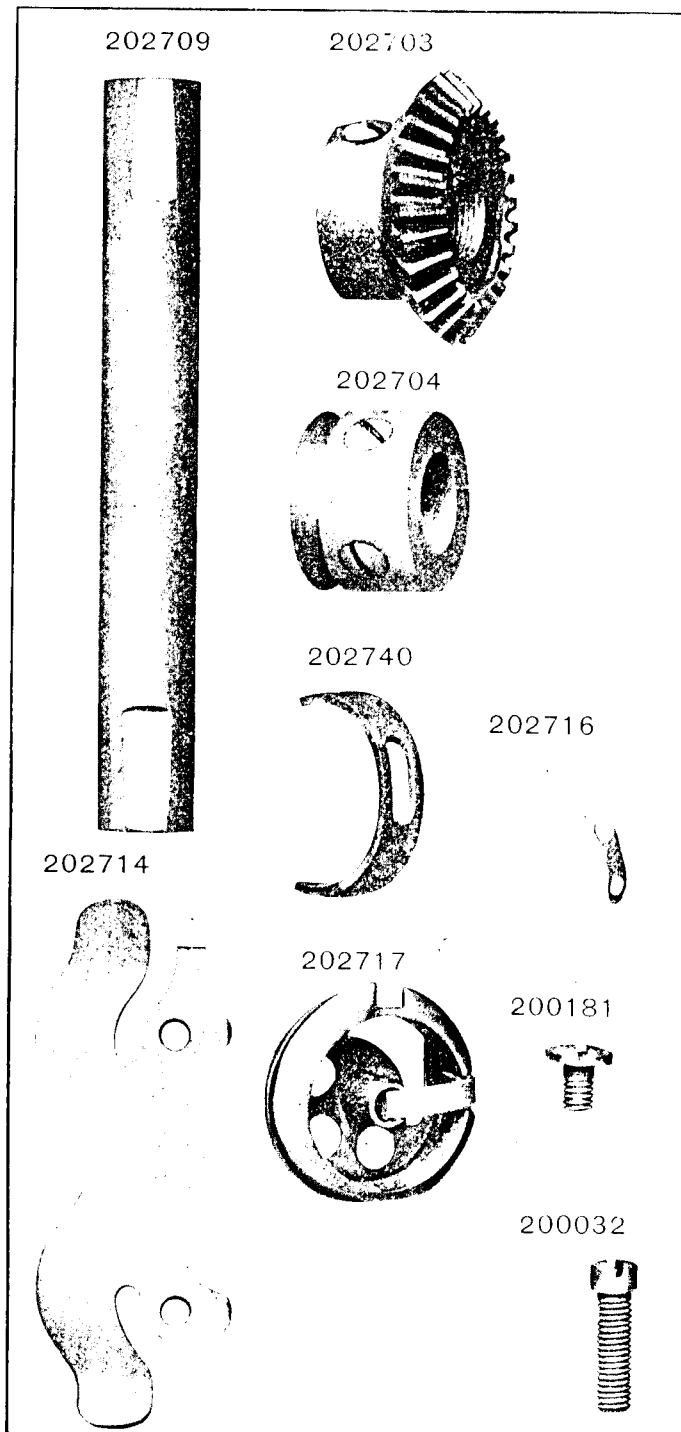


PLATE 10302-FULL SIZE

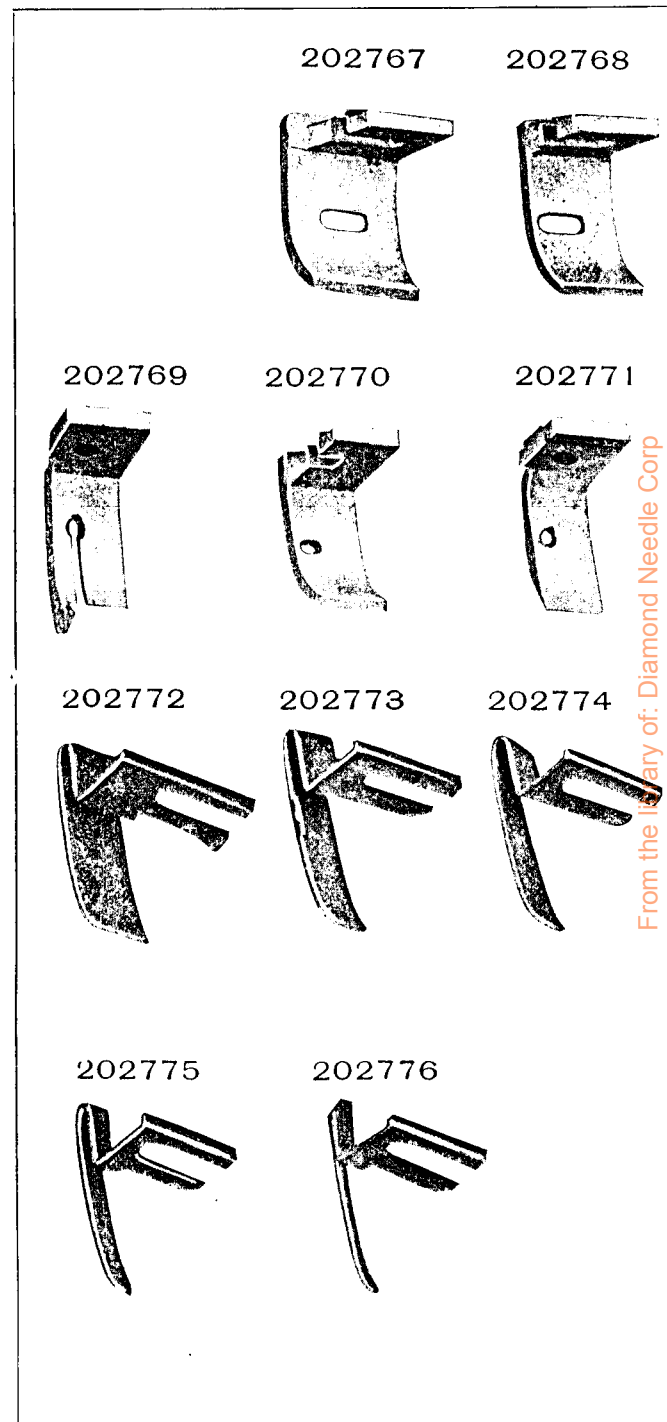


PLATE 10510 -FULL SIZE

206782



206783



PLATE 10783-FULL SIZE

200221



200011



200056



200299



200380



201537



200161



200355



202483




202482



202477



202478



202475



202484



200392



From the library of: Diamond Needle Corp

PLATE 10850 - FULL SIZE

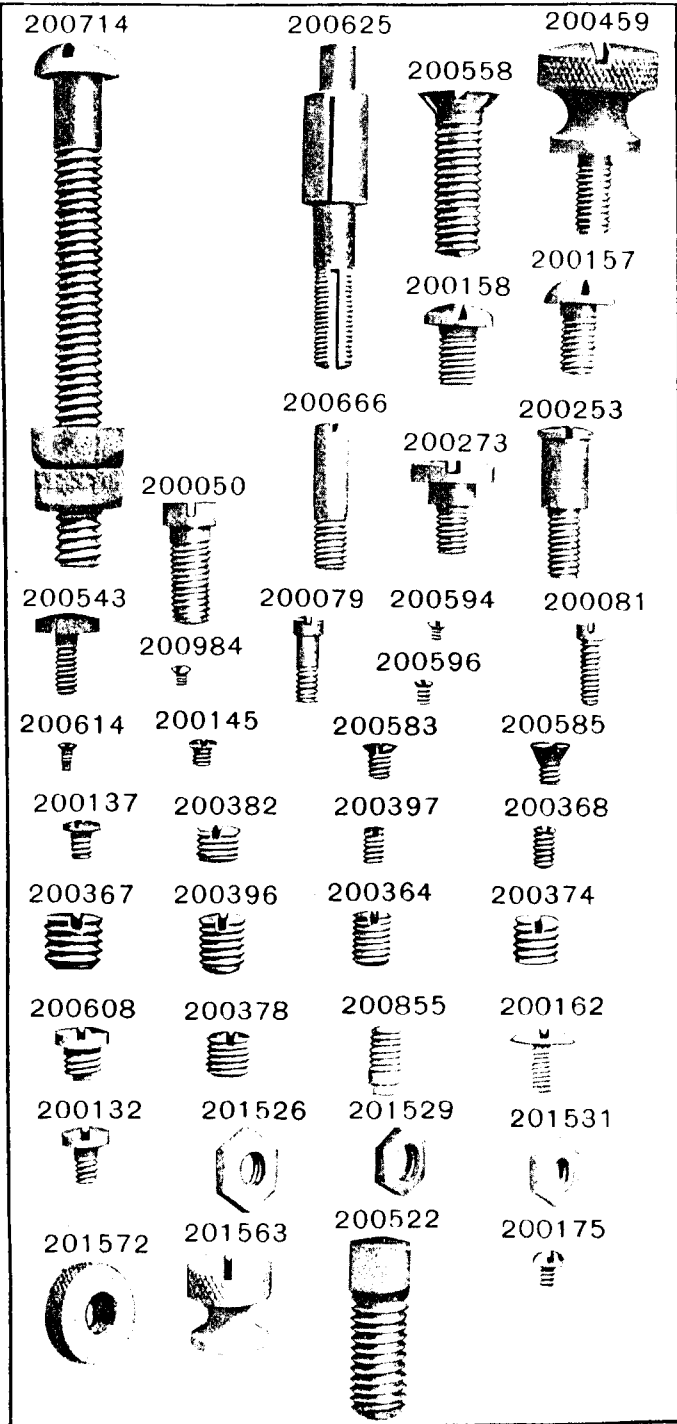
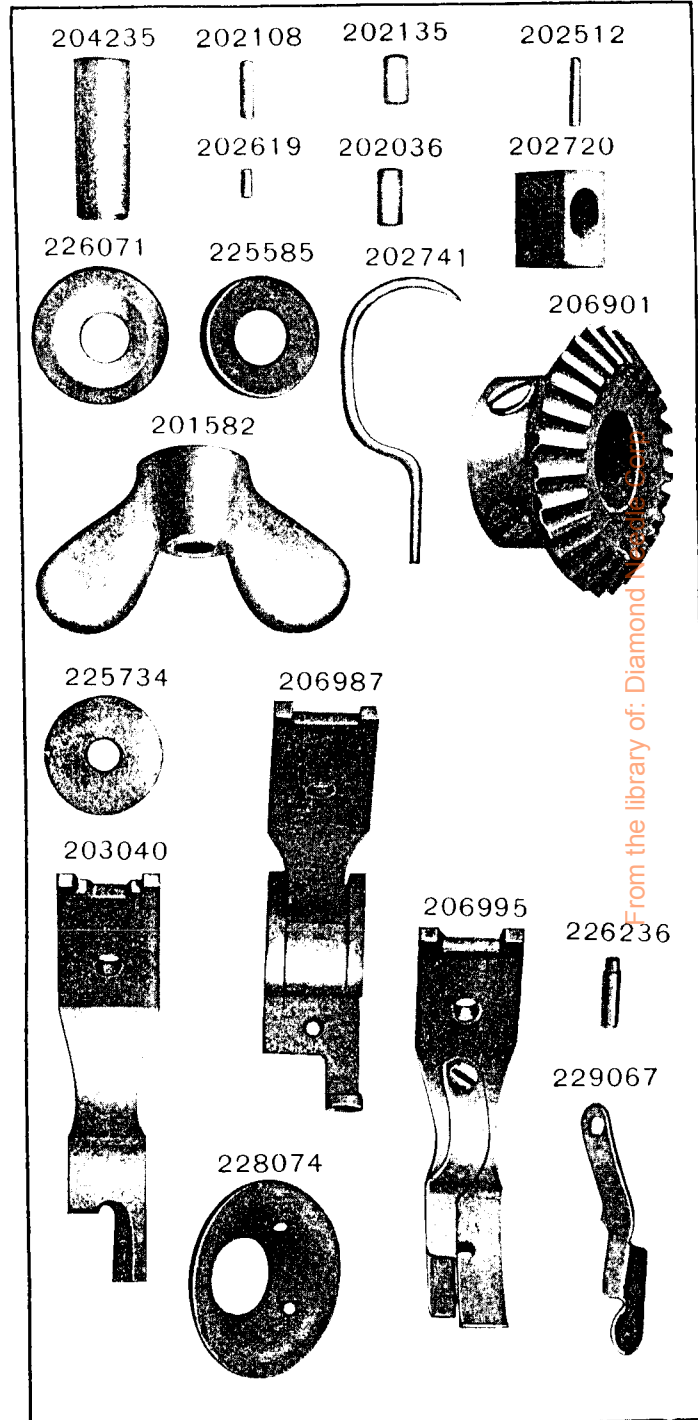


PLATE 10851 - FULL SIZE



From the library of: Diamond

PLATE 10852 - FULL SIZE

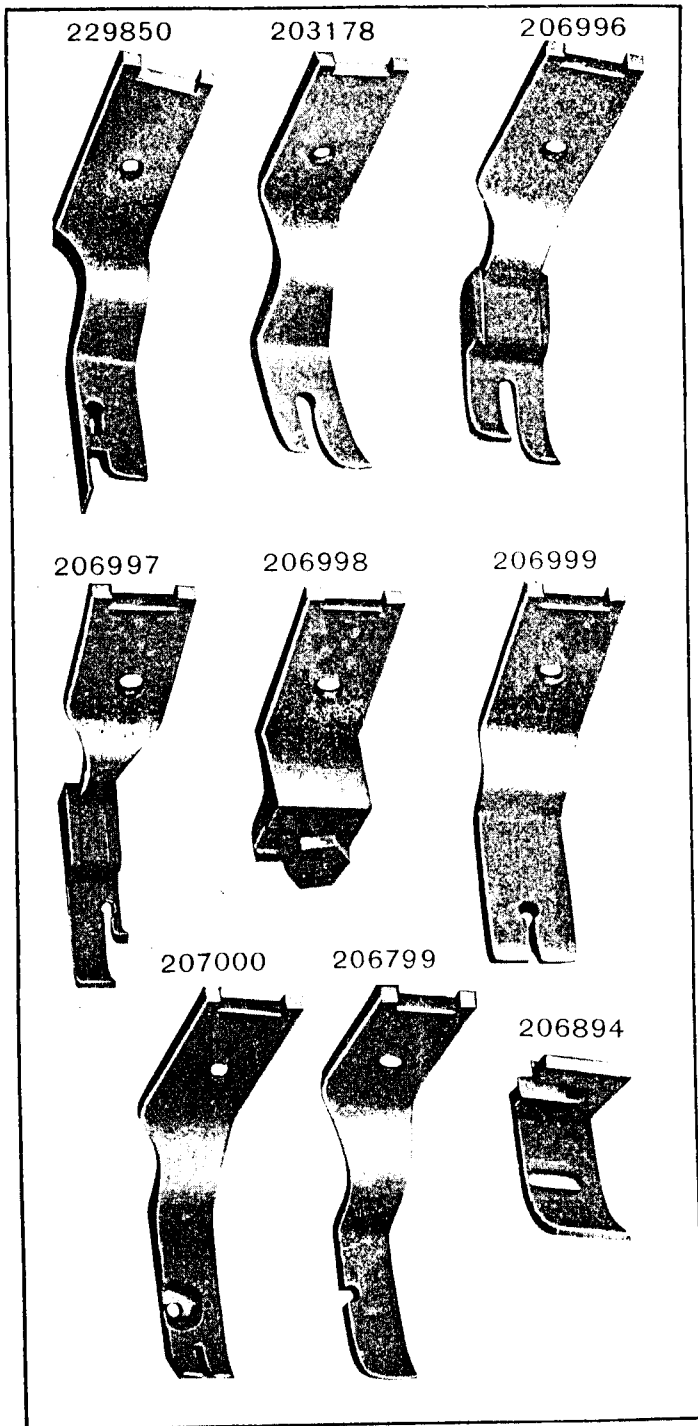


PLATE 10853 - FULL SIZE

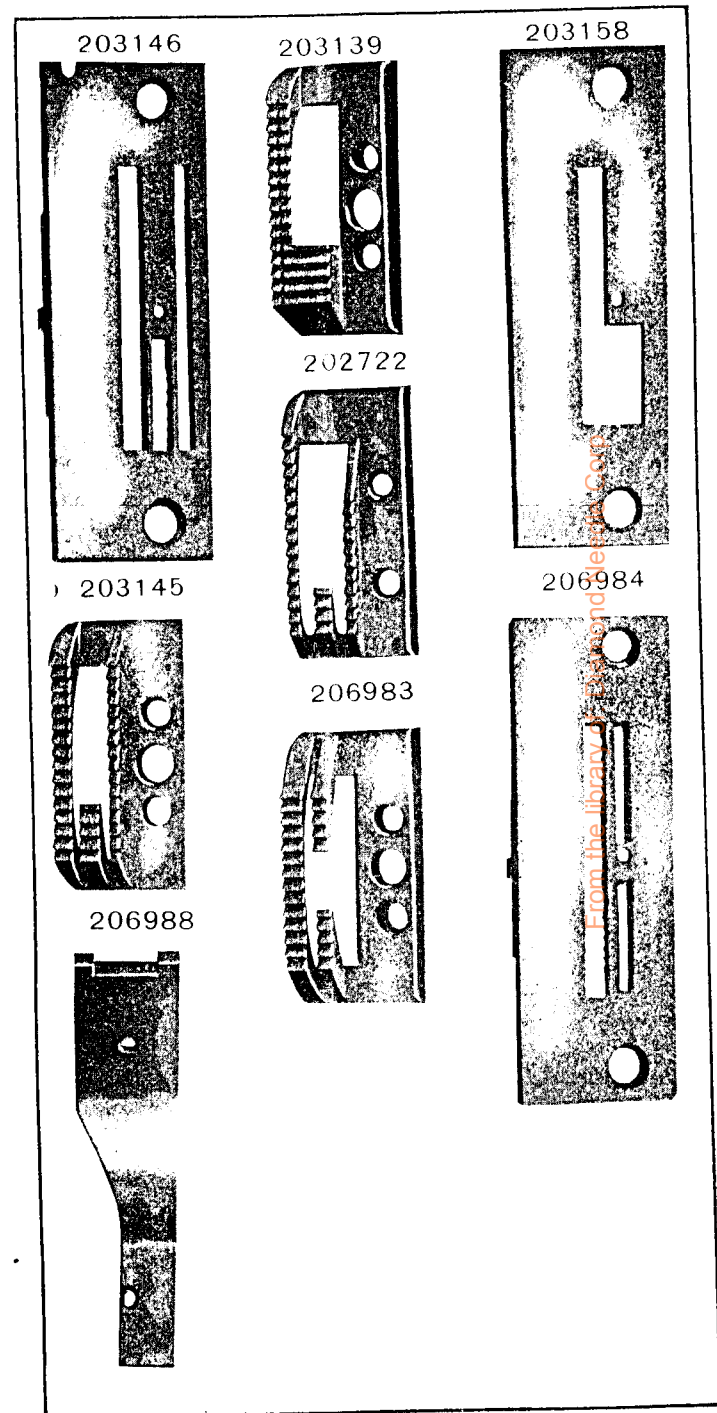


PLATE 10854 - FULL SIZE

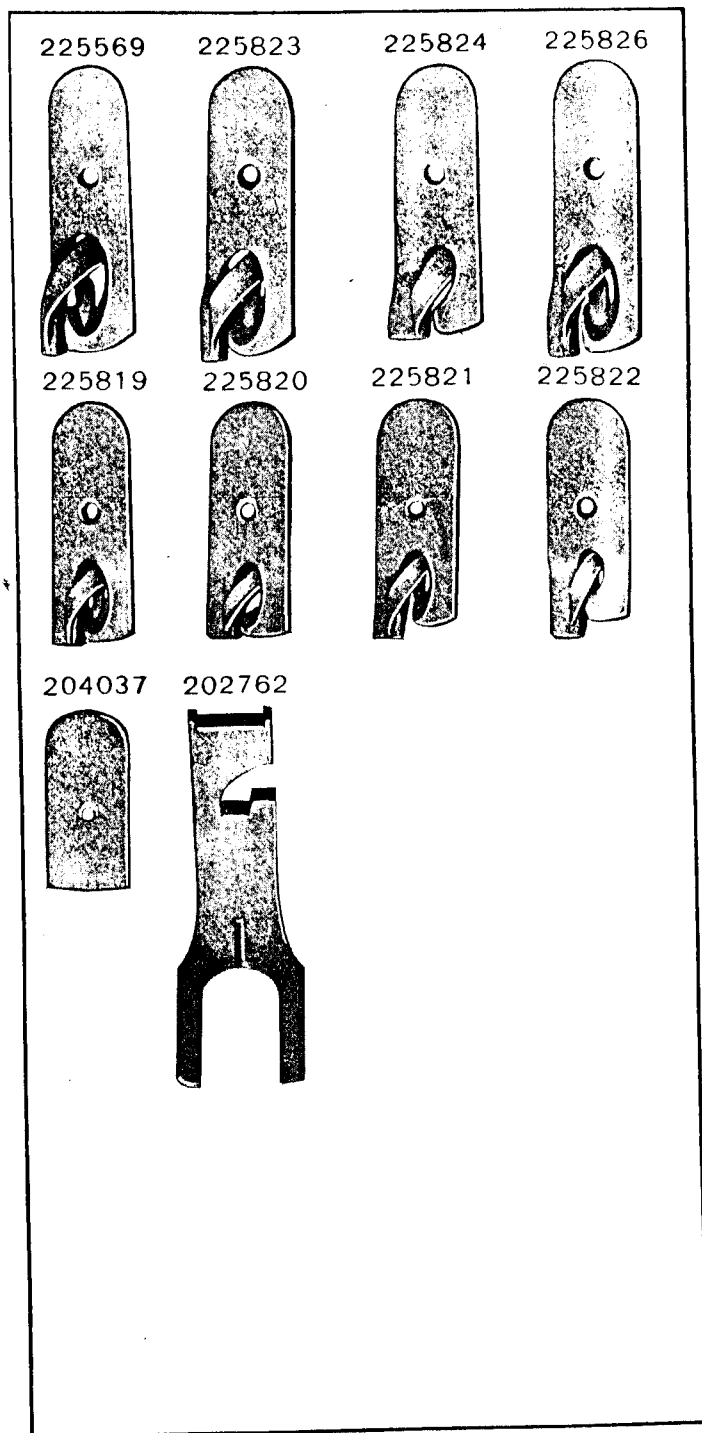


PLATE 10855 - FULL SIZE

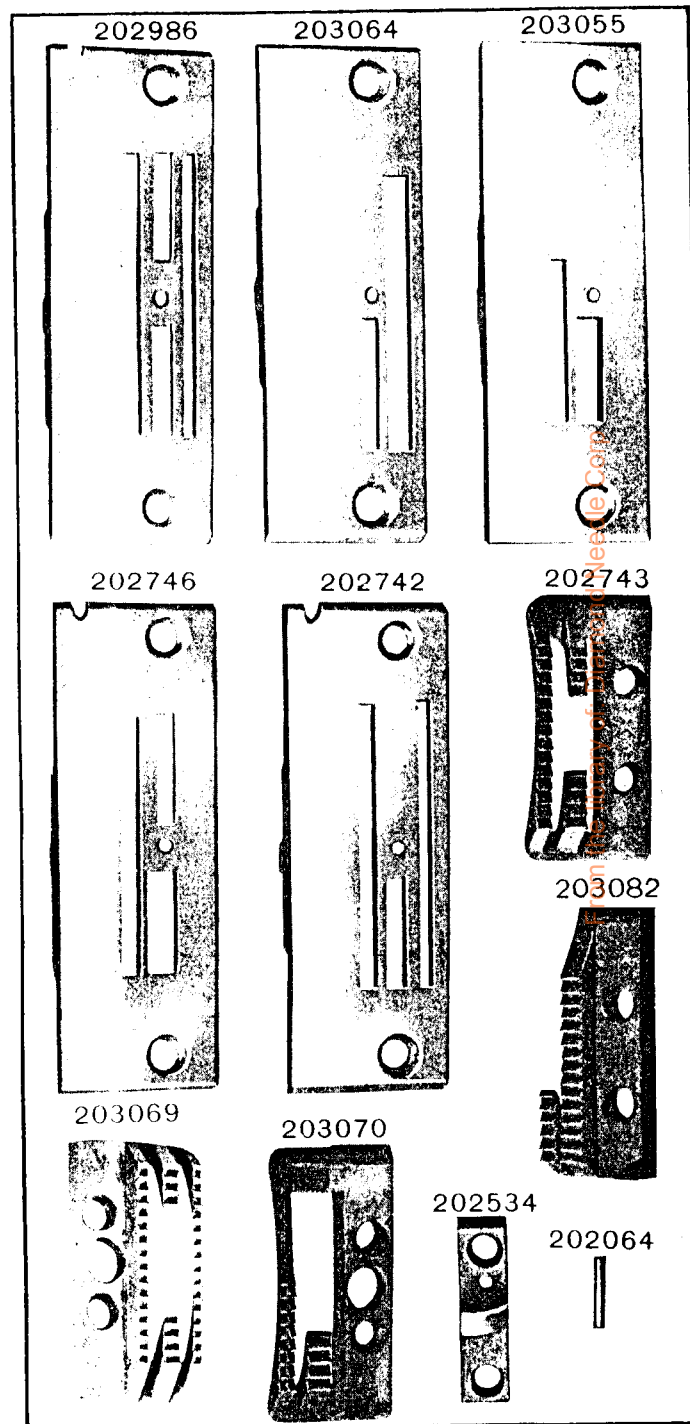


PLATE 10856 - FULL SIZE

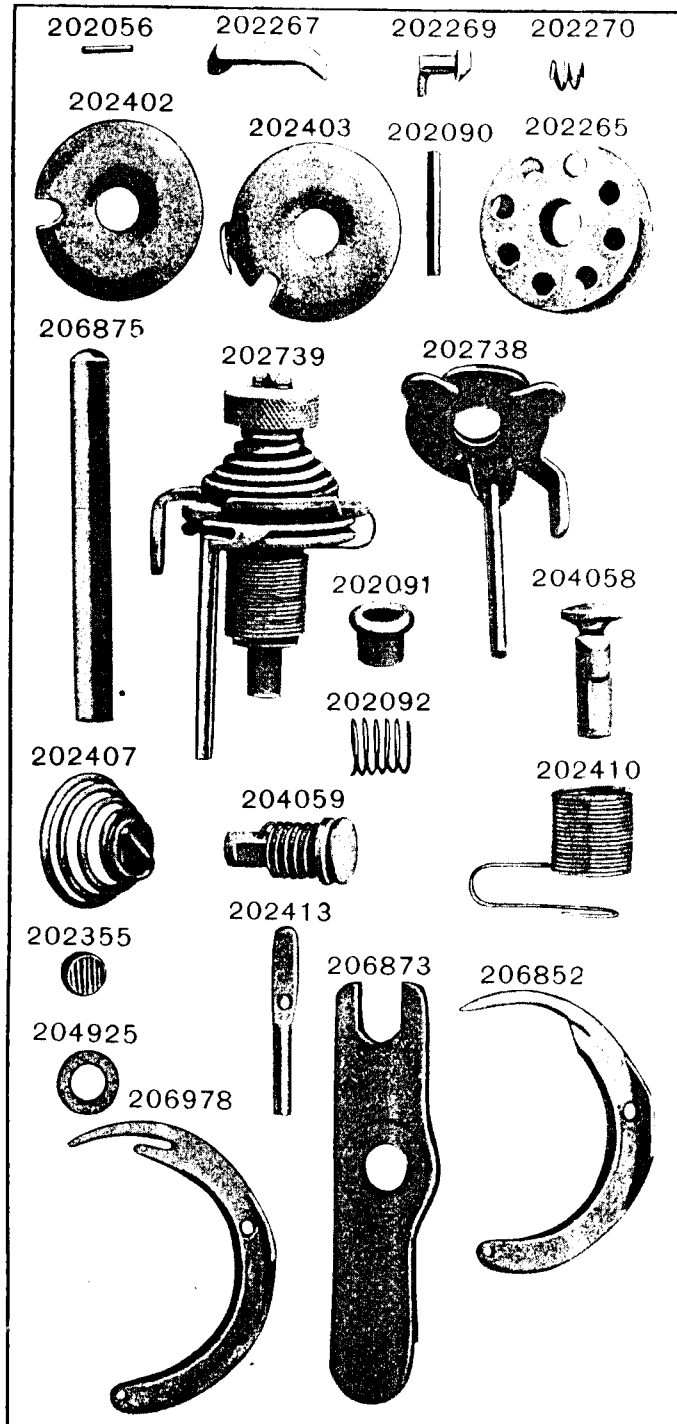
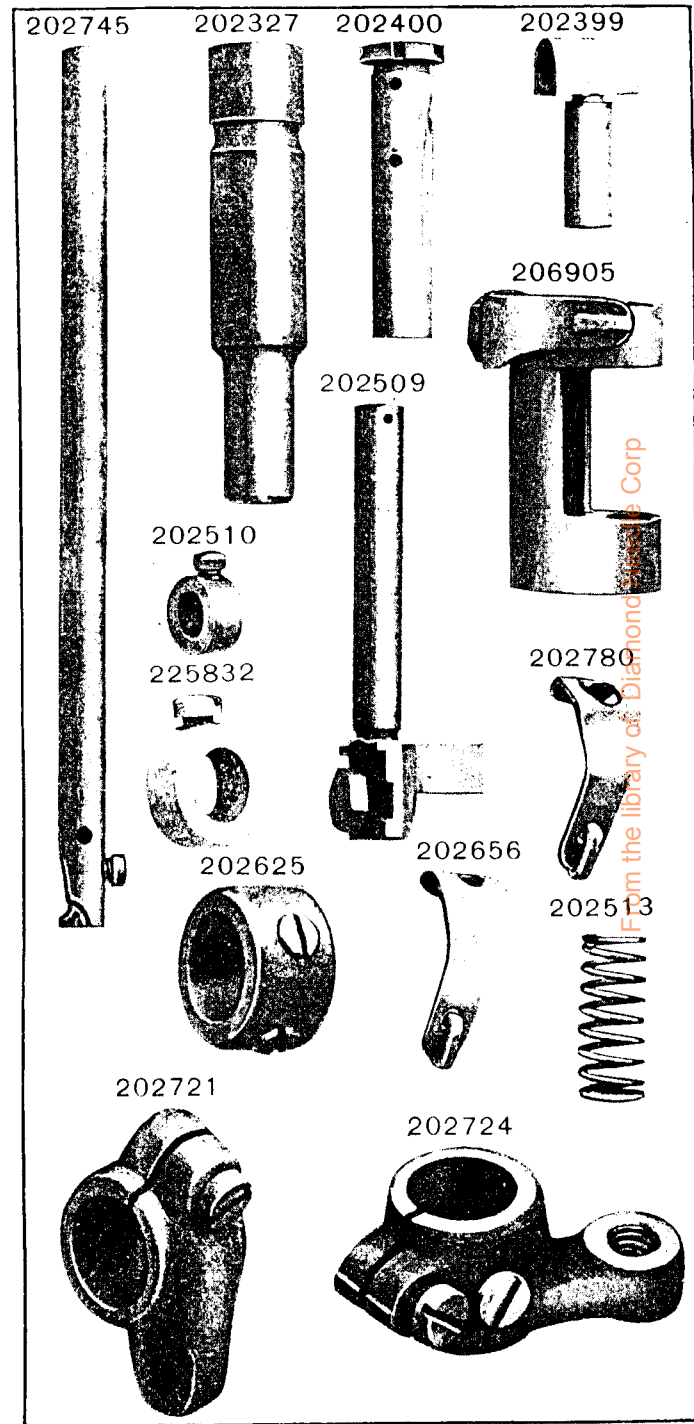


PLATE 10857 - FULL SIZE



From the library of Diamond Process Corp

PLATE 10858 - FULL SIZE

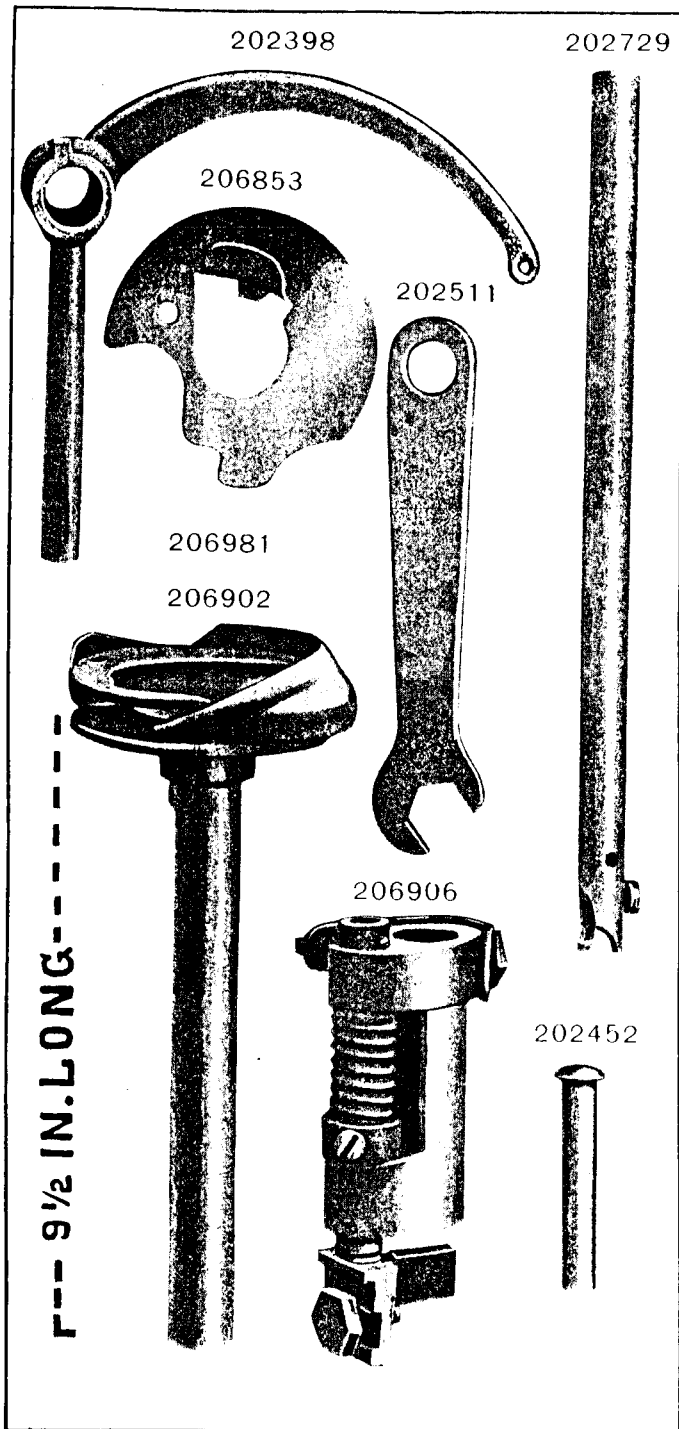
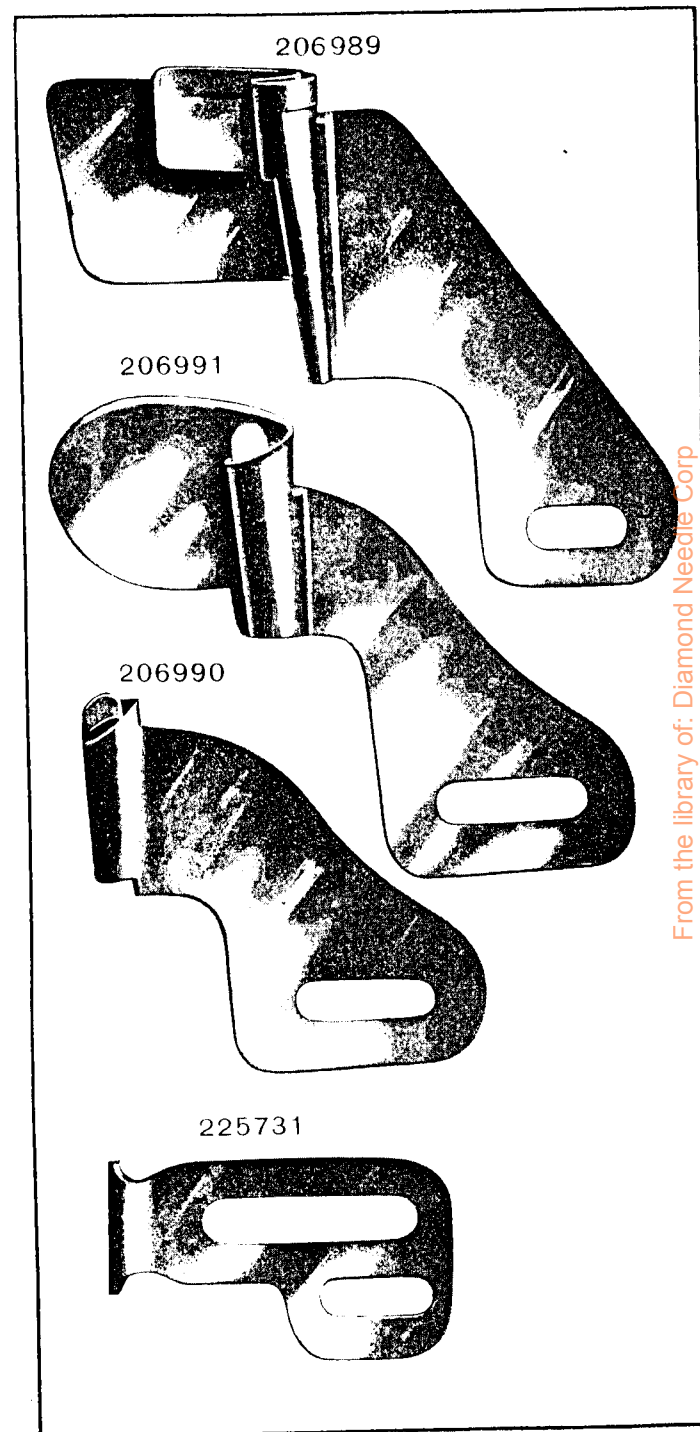


PLATE 10859 - FULL SIZE



From the library of: Diamond Needle Corp

PLATE 10860 - ONE - HALF SIZE

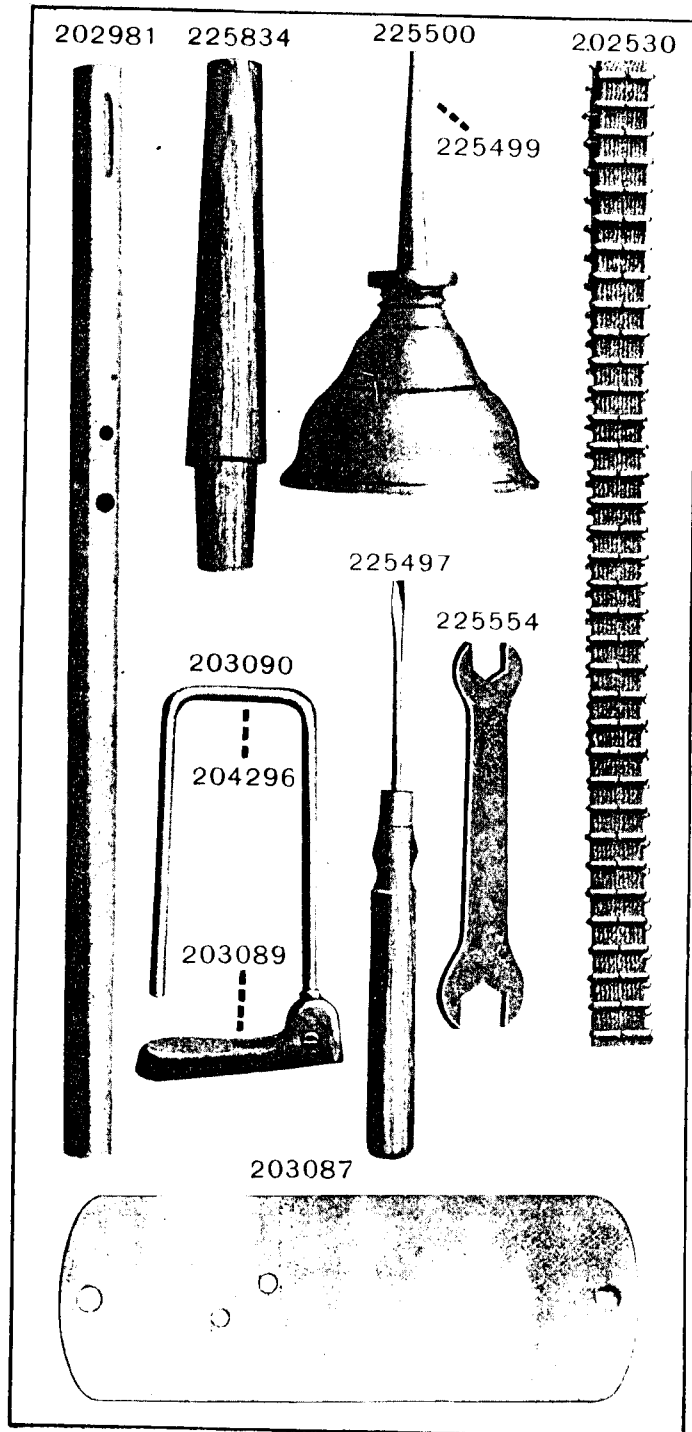


PLATE 10861 - ONE - HALF SIZE

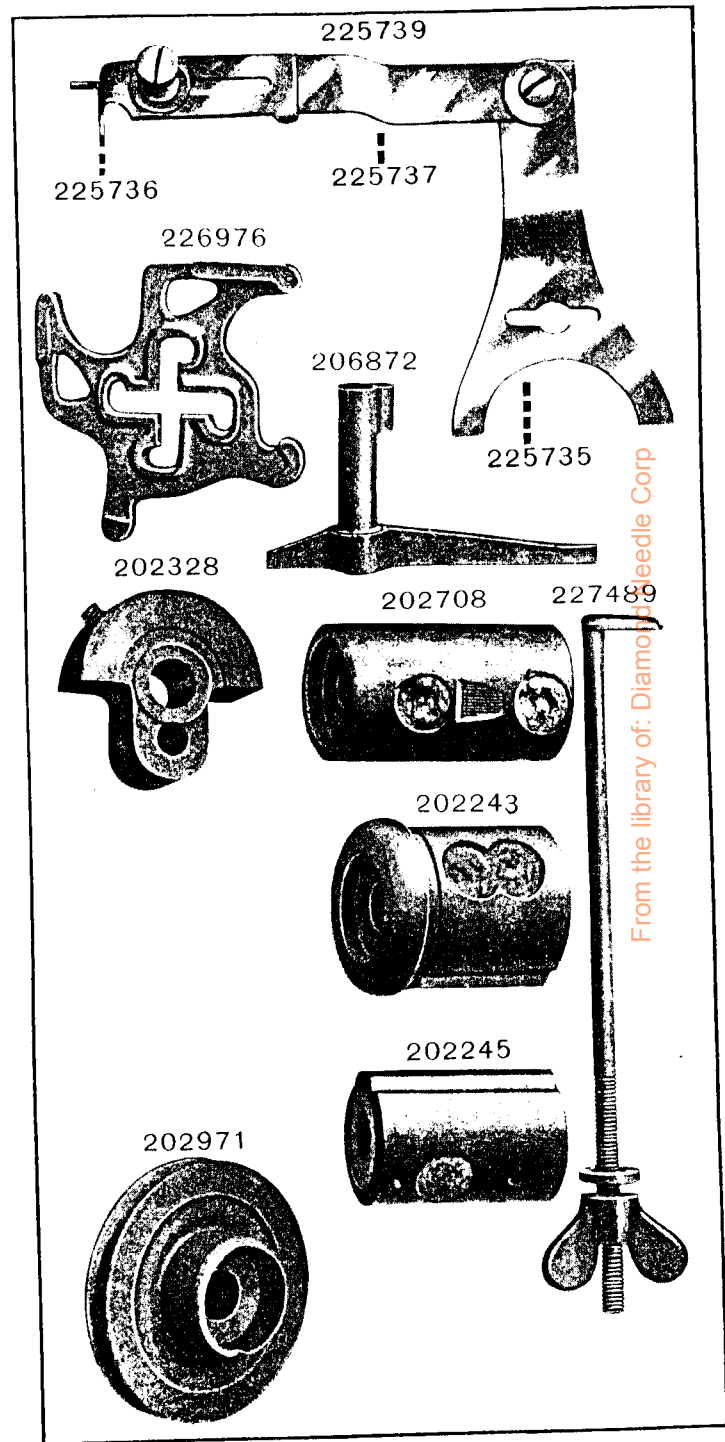


PLATE 10862 - ONE-HALF SIZE

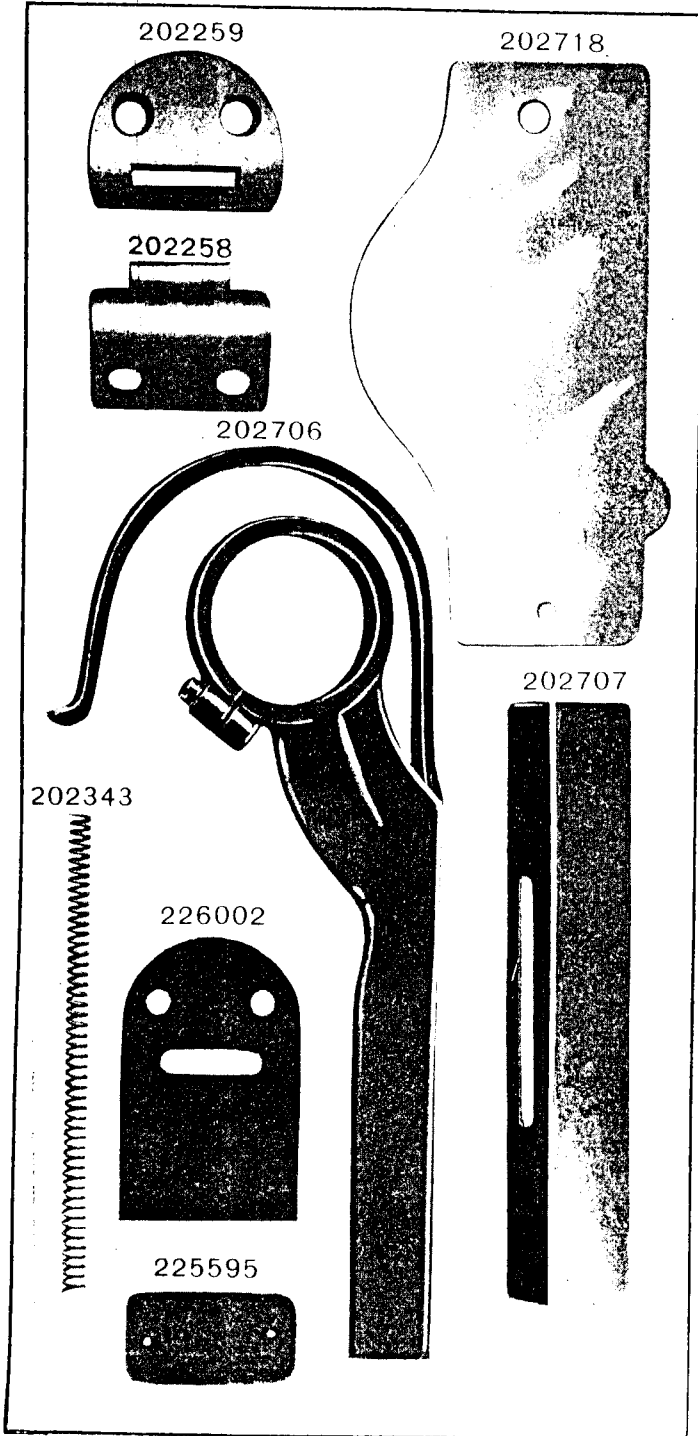
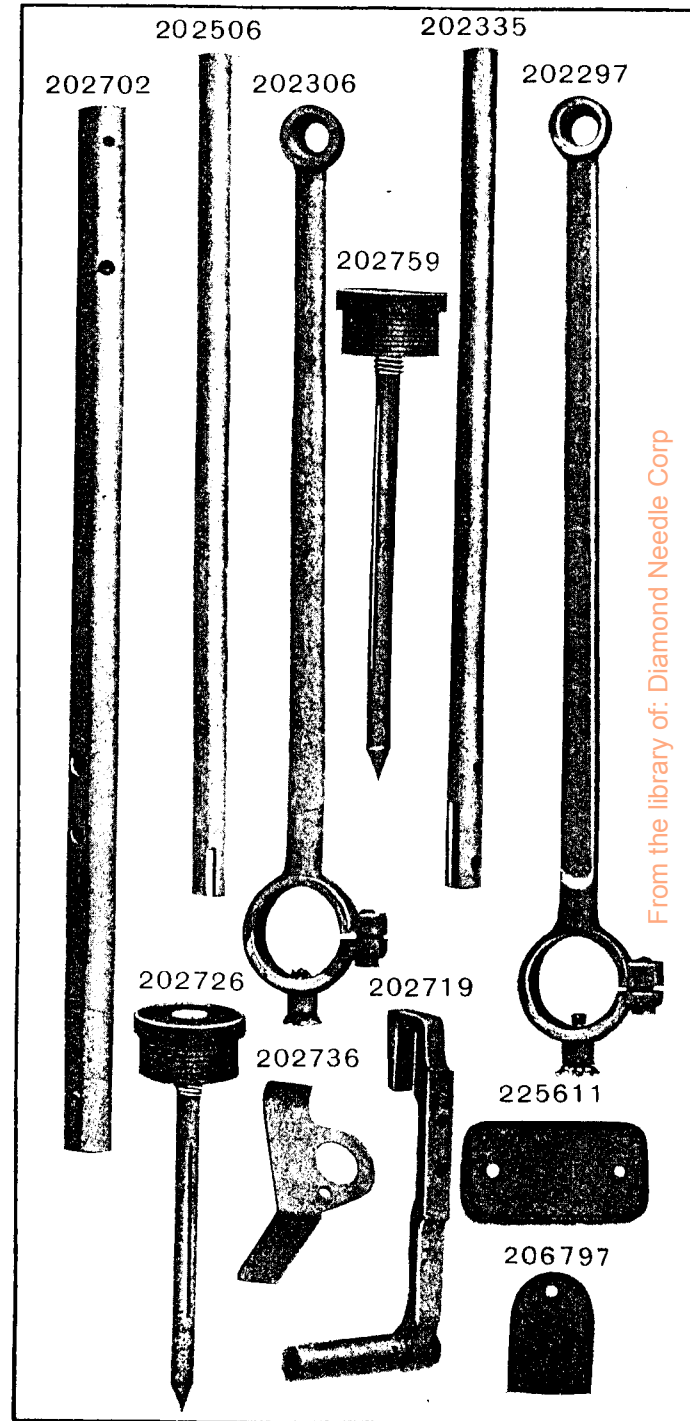


PLATE 10863 - ONE-HALF SIZE



From the library of: Diamond Needle Corp

PLATE 10864 - ONE - HALF SIZE

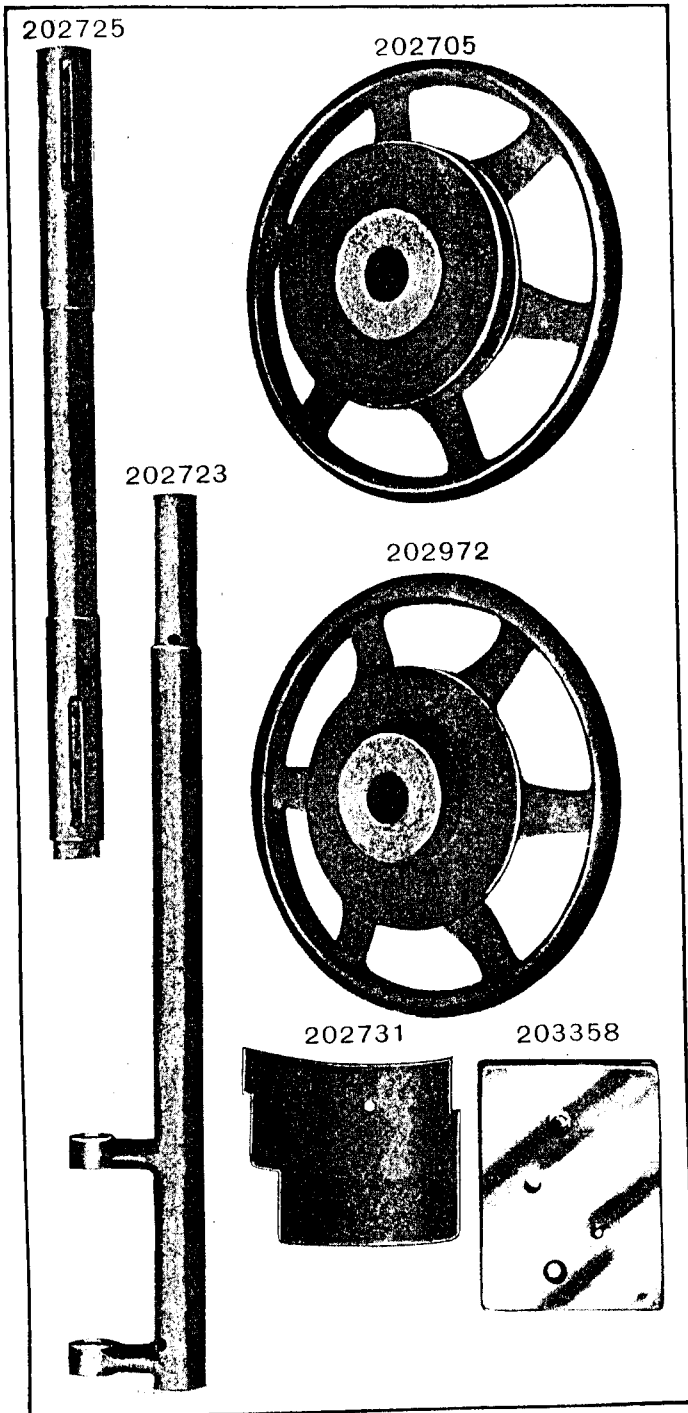


PLATE 10865 - ONE - SIXTH SIZE

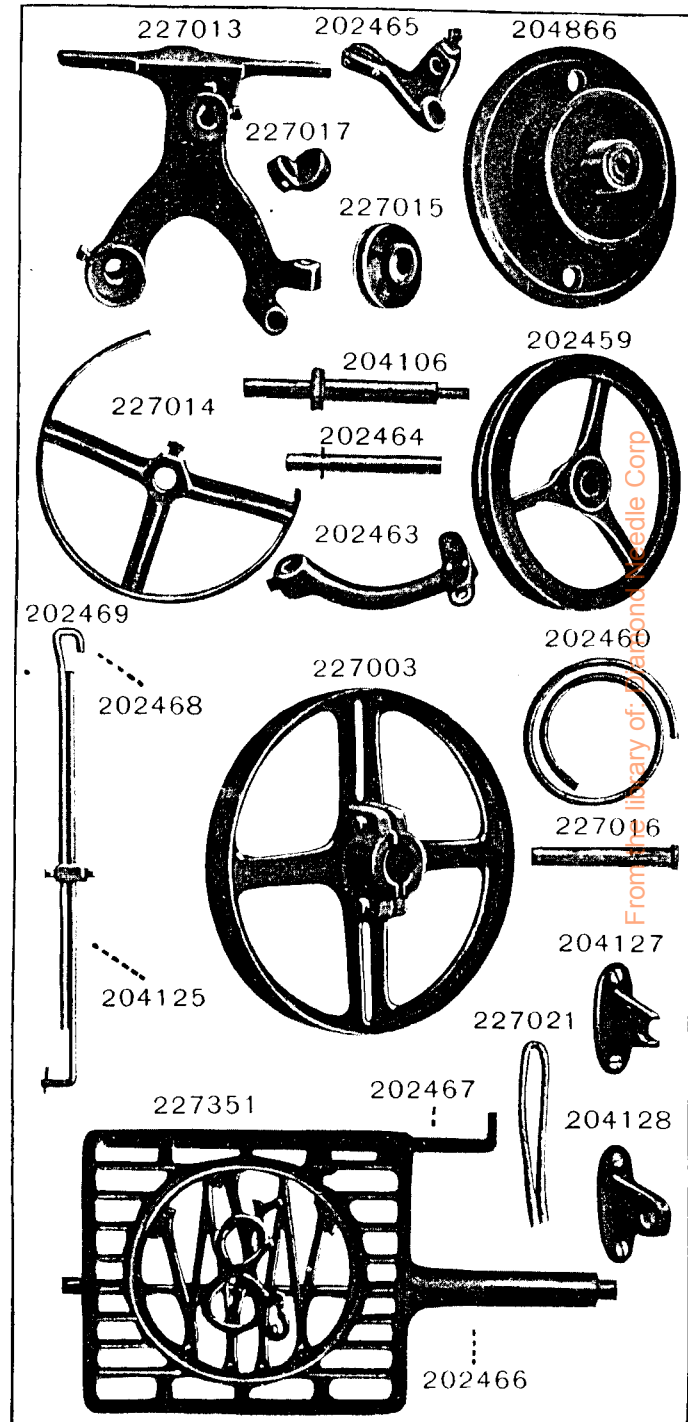


PLATE 10866 - ONE-FOURTH SIZE

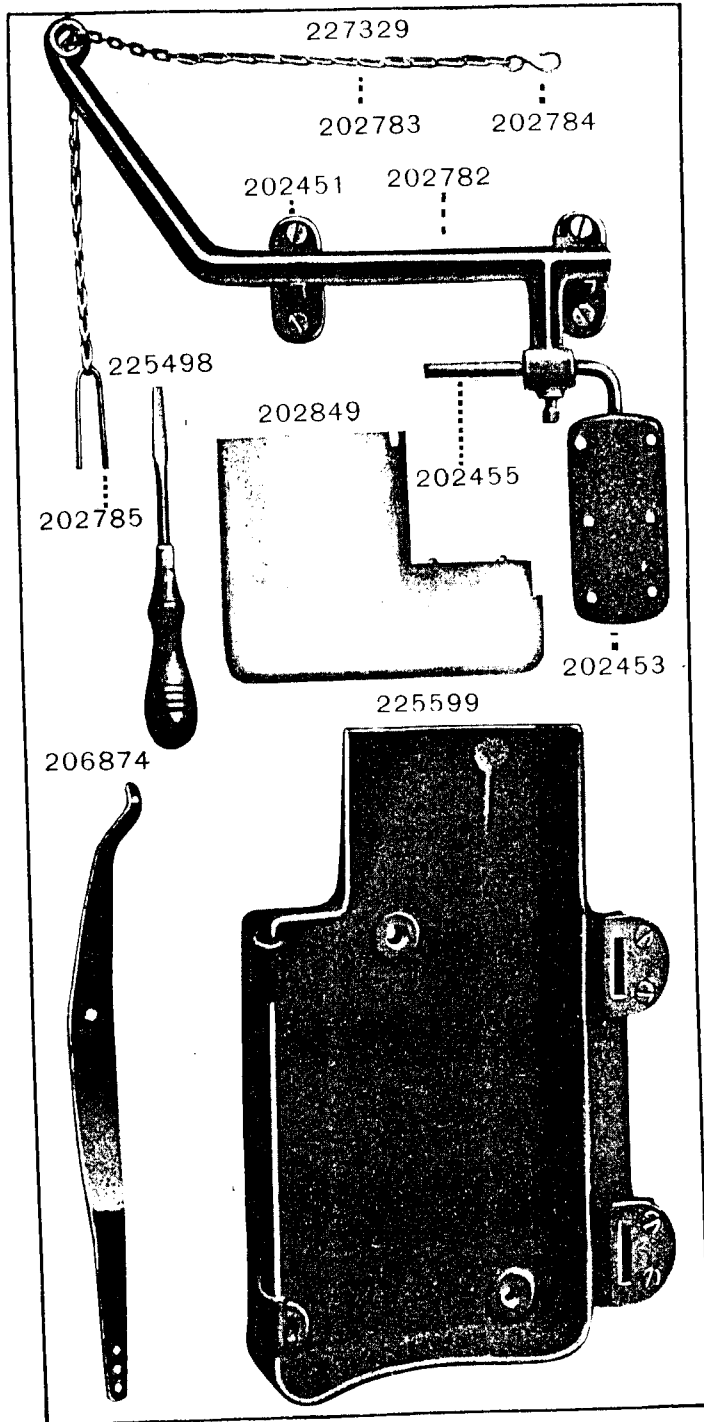
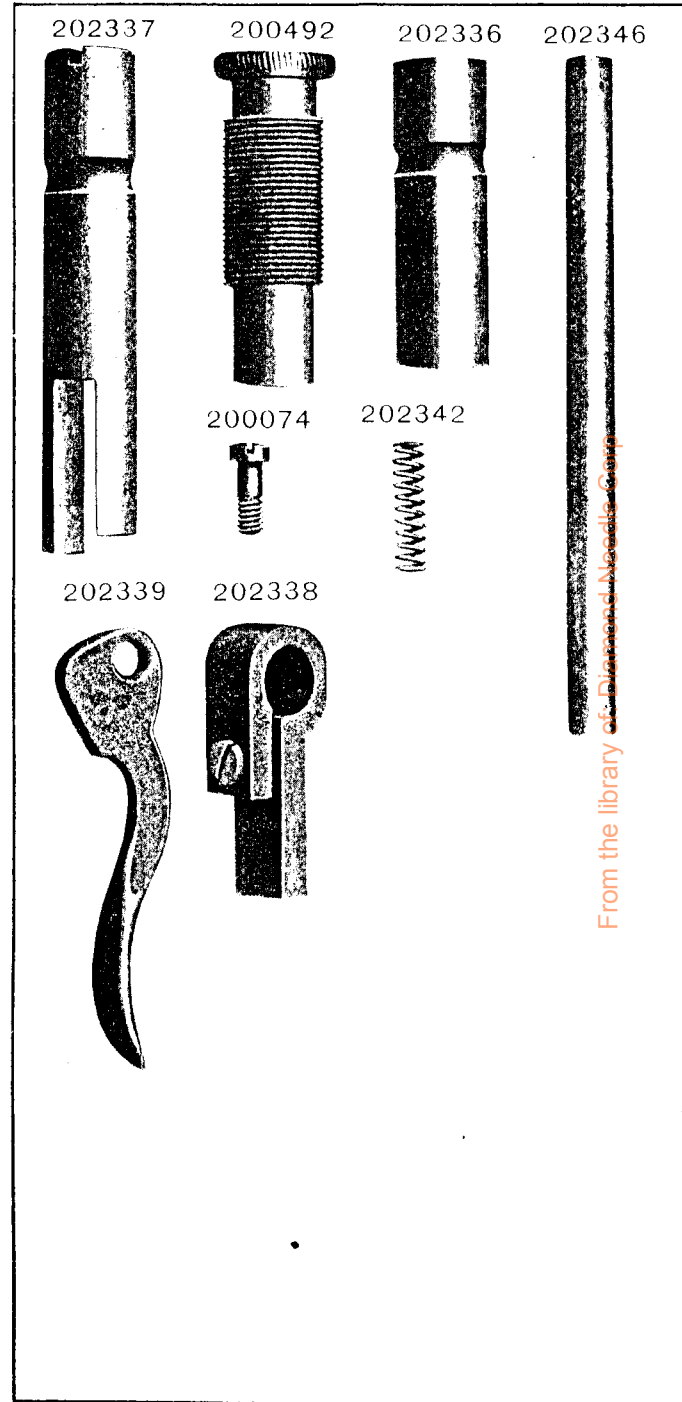


PLATE 10867 - FULL SIZE



From the library of [Durham University](http://www.durham.ac.uk)

PLATE 12321-FULL SIZE

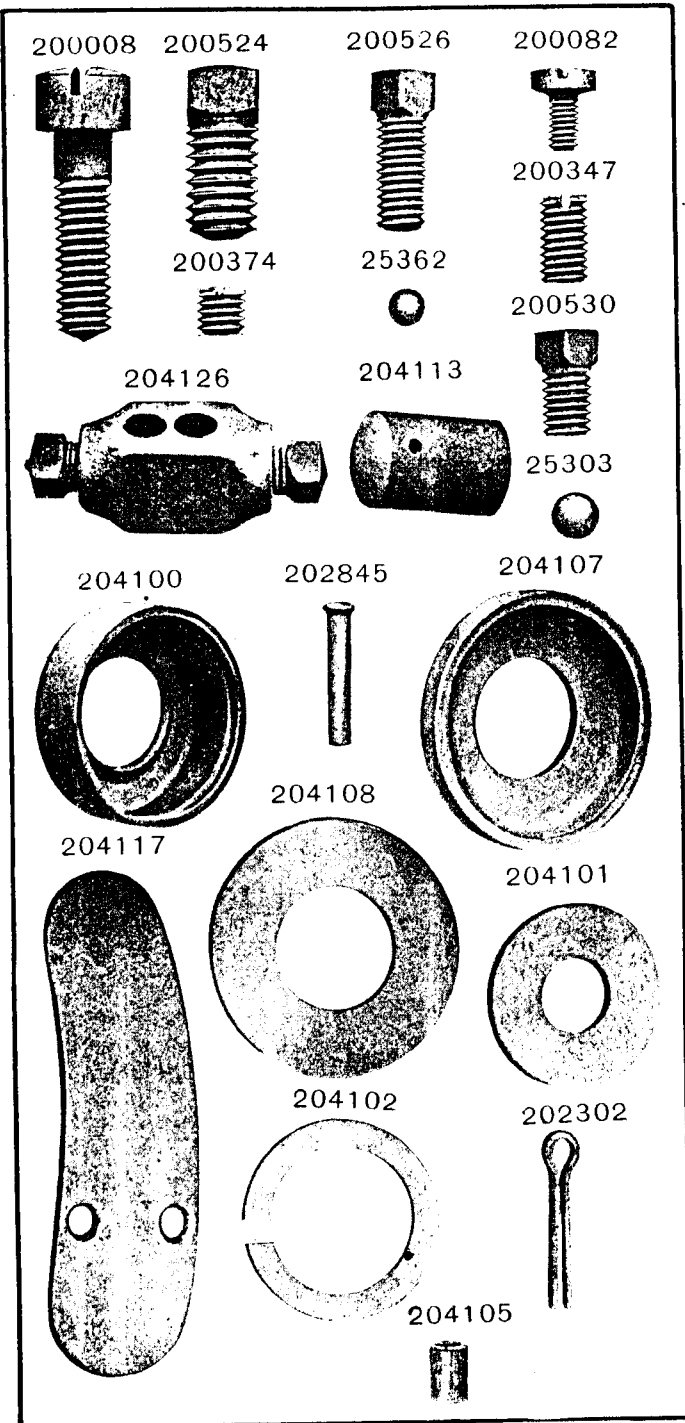



PLATE 12322-FULL SIZE



From the library of: Diamond Needle Corp